

INDEX - MILLING MACHINE ACCESSORIES

(A) Vise

Hydraulic Vise
Mechanical Vise
Self Centering Vise
Super Open Jaw Vise
3 Way Angle Milling
K-Type Milling
Free Vise
Drill Vise




(B) Clamping Kit

Clamping Kit
Jack Screw



(C) U-Clamp & V Block




(D) Parallels

Parallels
3/16 + 1/2 Precision Parallels set
Ground Parallels
Angle Block set
5C Collet Block Chucks



(E) Right Angle Plate

Universal Right Angle Plate
Plain Angle Plate
Slotted Angle Plate
Precision Angle Plate



INDEX - MILLING MACHINE ACCESSORIES

(F) Slotting Head



(G) Air Power Drawbar



(H) Milling & Drilling Table

Mill & Drill Table

Precision Compound Table



(I) Rotary Table & Index Head

Semi-Universal Dividing Head

Universal Dividing Head

Super Indexing Spacer

Simple Indexing Spacer


Strong Rotary Table

Horizontal/Vertical Rotary Table

Universal Tilting Dividing Table

Angle Table

Economical Type Rapid Index



INDEX - MILLING MACHINE ACCESSORIES

(J) Power Feed & Gear Box Table Feed



(K) Coolant Pump



(L) Milling Head Attachment

Right Angle Milling Head

Horizontal Milling Attachment



(M) Work Lamp




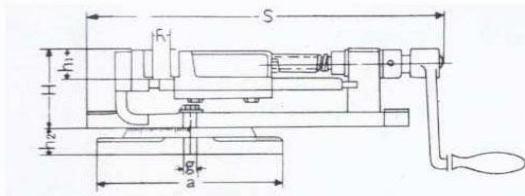


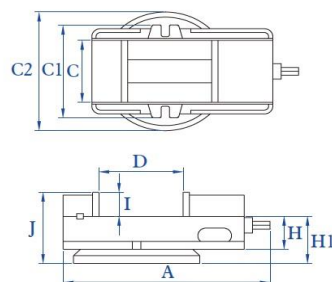

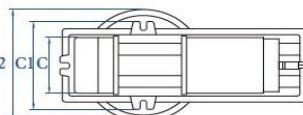
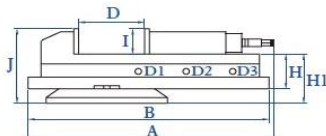
(N) Coolant Hose

Adjustable Coolant Hoses & Valves



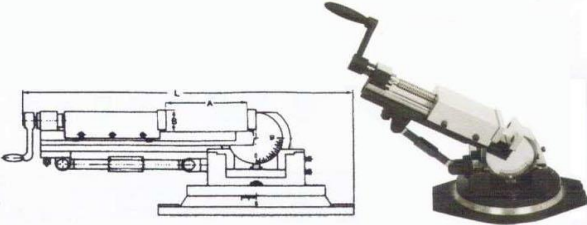
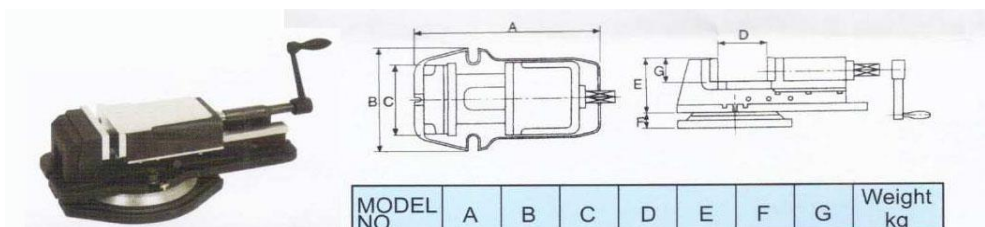

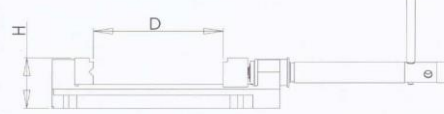
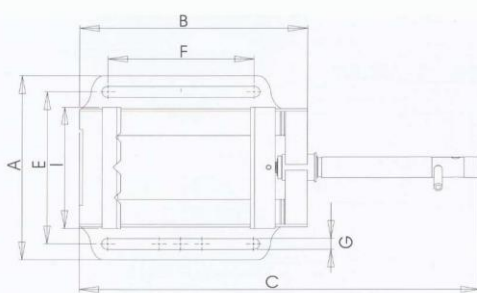
Taiwan - Milling Machine Accessories

(A) Vise

Item No.	Product Description																																																																																																		
1 2 3 4	<div>K-TYPE MILLING VICE, W/ SWIVEL BASE</div> <div><div></div><div></div><div>Order No. & Dimensions:</div><table><thead><tr><th>Order No.</th><th>E</th><th>A</th><th>B</th><th>H</th><th>R</th><th>S</th><th>a</th><th>b</th><th>h1</th><th>h2</th><th>g1</th><th>g2</th><th>G.W. kg</th><th>Meas. CFT</th></tr></thead><tbody><tr><td>VK-4</td><td>100</td><td>267</td><td>106</td><td>75</td><td>62</td><td>295</td><td>160</td><td>114</td><td>30</td><td>25</td><td>13</td><td>13</td><td>(C)11</td><td>0.2</td></tr><tr><td>VK-5</td><td>125</td><td>345</td><td>128</td><td>98</td><td>85</td><td>370</td><td>208</td><td>150</td><td>37</td><td>30</td><td>12</td><td>12</td><td>(C)17</td><td>0.5</td></tr><tr><td>VK-6</td><td>150</td><td>421</td><td>160</td><td>105</td><td>114</td><td>462</td><td>245</td><td>175</td><td>40</td><td>40</td><td>16</td><td>16</td><td>(C)28</td><td>1.1</td></tr><tr><td>VK-8</td><td>200</td><td>576</td><td>215</td><td>144</td><td>150</td><td>620</td><td>340</td><td>230</td><td>58</td><td>45</td><td>18</td><td>18</td><td>(W)58</td><td>1.5</td></tr></tbody></table></div>	Order No.	E	A	B	H	R	S	a	b	h1	h2	g1	g2	G.W. kg	Meas. CFT	VK-4	100	267	106	75	62	295	160	114	30	25	13	13	(C)11	0.2	VK-5	125	345	128	98	85	370	208	150	37	30	12	12	(C)17	0.5	VK-6	150	421	160	105	114	462	245	175	40	40	16	16	(C)28	1.1	VK-8	200	576	215	144	150	620	340	230	58	45	18	18	(W)58	1.5																							
Order No.	E	A	B	H	R	S	a	b	h1	h2	g1	g2	G.W. kg	Meas. CFT																																																																																					
VK-4	100	267	106	75	62	295	160	114	30	25	13	13	(C)11	0.2																																																																																					
VK-5	125	345	128	98	85	370	208	150	37	30	12	12	(C)17	0.5																																																																																					
VK-6	150	421	160	105	114	462	245	175	40	40	16	16	(C)28	1.1																																																																																					
VK-8	200	576	215	144	150	620	340	230	58	45	18	18	(W)58	1.5																																																																																					
5 6 7	<div>PRECISION ANGLE LOCK VISE WITH SWIVEL BASE</div> <div><div>CH-4 CH-6 CH-8</div><div><h2>Precision Angle Lock Vise</h2><div><div></div><div></div><div></div><div>Unit : mm</div><table><thead><tr><th rowspan="2">Model</th><th rowspan="2">A</th><th rowspan="2">C</th><th rowspan="2">C1</th><th rowspan="2">C2</th><th rowspan="2">D</th><th rowspan="2">H</th><th rowspan="2">H1</th><th rowspan="2">I</th><th rowspan="2">J</th><th colspan="2">Weight</th></tr><tr><th>VICE</th><th>BASE</th></tr></thead><tbody><tr><td>CH-4</td><td>345</td><td>104</td><td>180</td><td>226</td><td>100</td><td>61</td><td>90</td><td>37</td><td>127</td><td>15 kg</td><td>5.5 kg</td></tr><tr><td>CH-5</td><td>380</td><td>135</td><td>215</td><td>270</td><td>120</td><td>64</td><td>99</td><td>37</td><td>136</td><td>22 kg</td><td>8.5 kg</td></tr><tr><td>CH-6</td><td>445</td><td>152</td><td>240</td><td>302</td><td>145</td><td>72</td><td>110</td><td>44</td><td>154</td><td>30 kg</td><td>10 kg</td></tr><tr><td>LCH-6</td><td>500</td><td>153</td><td>230</td><td>302</td><td>205</td><td>83</td><td>121</td><td>57</td><td>178</td><td>37 kg</td><td>10 kg</td></tr><tr><td>CH-8</td><td>575</td><td>205</td><td>302</td><td>365</td><td>208</td><td>85</td><td>130</td><td>60</td><td>190</td><td>60 kg</td><td>15 kg</td></tr></tbody></table></div></div></div>	Model	A	C	C1	C2	D	H	H1	I	J	Weight		VICE	BASE	CH-4	345	104	180	226	100	61	90	37	127	15 kg	5.5 kg	CH-5	380	135	215	270	120	64	99	37	136	22 kg	8.5 kg	CH-6	445	152	240	302	145	72	110	44	154	30 kg	10 kg	LCH-6	500	153	230	302	205	83	121	57	178	37 kg	10 kg	CH-8	575	205	302	365	208	85	130	60	190	60 kg	15 kg																								
Model	A											C	C1	C2	D	H	H1	I	J	Weight																																																																															
		VICE	BASE																																																																																																
CH-4	345	104	180	226	100	61	90	37	127	15 kg	5.5 kg																																																																																								
CH-5	380	135	215	270	120	64	99	37	136	22 kg	8.5 kg																																																																																								
CH-6	445	152	240	302	145	72	110	44	154	30 kg	10 kg																																																																																								
LCH-6	500	153	230	302	205	83	121	57	178	37 kg	10 kg																																																																																								
CH-8	575	205	302	365	208	85	130	60	190	60 kg	15 kg																																																																																								
8 9 10 11	<div>HYDRAULIC MACHINE VISE W/ SWIVEL BASE</div> <div><div>AH-4 AH-5 AH-6 AH-8</div><div><div></div><div></div><div></div><div>Unit : mm</div><table><thead><tr><th rowspan="2">Model</th><th colspan="3">A</th><th rowspan="2">B</th><th rowspan="2">C</th><th rowspan="2">C1</th><th rowspan="2">C2</th><th colspan="3">D</th><th rowspan="2">H</th><th rowspan="2">H1</th><th rowspan="2">I</th><th rowspan="2">J</th><th rowspan="2">Clamping Force</th><th colspan="2">Weight</th></tr><tr><th>D1</th><th>D2</th><th>D3</th><th>D1</th><th>D2</th><th>D3</th><th>VICE</th><th>BASE</th></tr></thead><tbody><tr><td>AH-4</td><td>450</td><td>510</td><td>560</td><td>440</td><td>105</td><td>170</td><td>240</td><td>0-55</td><td>55-115</td><td>115-170</td><td>58</td><td>98</td><td>36</td><td>134</td><td>2000 kgf</td><td>19 kg</td><td>7 kg</td></tr><tr><td>AH-5</td><td>530</td><td>610</td><td>680</td><td>550</td><td>130</td><td>207</td><td>266</td><td>0-70</td><td>70-145</td><td>145-220</td><td>70.5</td><td>113.5</td><td>48</td><td>161.5</td><td>3500 kgf</td><td>36 kg</td><td>9 kg</td></tr><tr><td>AH-6</td><td>595</td><td>695</td><td>805</td><td>620</td><td>150</td><td>225</td><td>305</td><td>0-100</td><td>95-200</td><td>195-300</td><td>82.5</td><td>122.5</td><td>53</td><td>175.5</td><td>5000 kgf</td><td>50 kg</td><td>10 kg</td></tr><tr><td>AH-8</td><td>670</td><td>760</td><td>850</td><td>680</td><td>200</td><td>280</td><td>348</td><td>0-100</td><td>100-200</td><td>200-300</td><td>100</td><td>143</td><td>62</td><td>205</td><td>8000 kgf</td><td>87 kg</td><td>13 kg</td></tr></tbody></table></div></div>	Model	A			B	C	C1	C2	D			H	H1	I	J	Clamping Force	Weight		D1	D2	D3	D1	D2	D3	VICE	BASE	AH-4	450	510	560	440	105	170	240	0-55	55-115	115-170	58	98	36	134	2000 kgf	19 kg	7 kg	AH-5	530	610	680	550	130	207	266	0-70	70-145	145-220	70.5	113.5	48	161.5	3500 kgf	36 kg	9 kg	AH-6	595	695	805	620	150	225	305	0-100	95-200	195-300	82.5	122.5	53	175.5	5000 kgf	50 kg	10 kg	AH-8	670	760	850	680	200	280	348	0-100	100-200	200-300	100	143	62	205	8000 kgf	87 kg	13 kg
Model	A			B	C					C1	C2	D						H	H1	I	J	Clamping Force	Weight																																																																												
	D1	D2	D3			D1	D2	D3	VICE			BASE																																																																																							
AH-4	450	510	560	440	105	170	240	0-55	55-115	115-170	58	98	36	134	2000 kgf	19 kg	7 kg																																																																																		
AH-5	530	610	680	550	130	207	266	0-70	70-145	145-220	70.5	113.5	48	161.5	3500 kgf	36 kg	9 kg																																																																																		
AH-6	595	695	805	620	150	225	305	0-100	95-200	195-300	82.5	122.5	53	175.5	5000 kgf	50 kg	10 kg																																																																																		
AH-8	670	760	850	680	200	280	348	0-100	100-200	200-300	100	143	62	205	8000 kgf	87 kg	13 kg																																																																																		


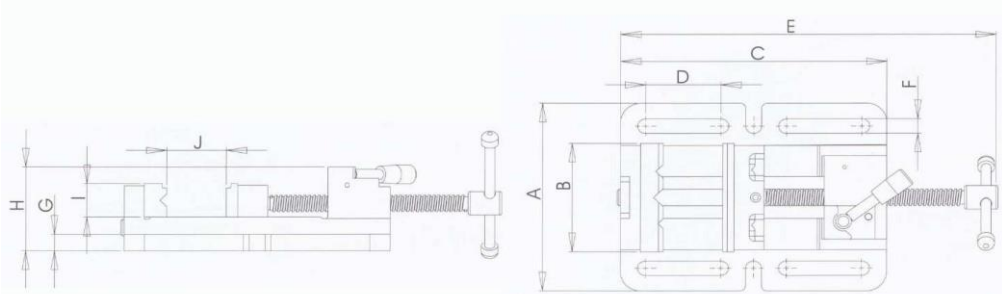

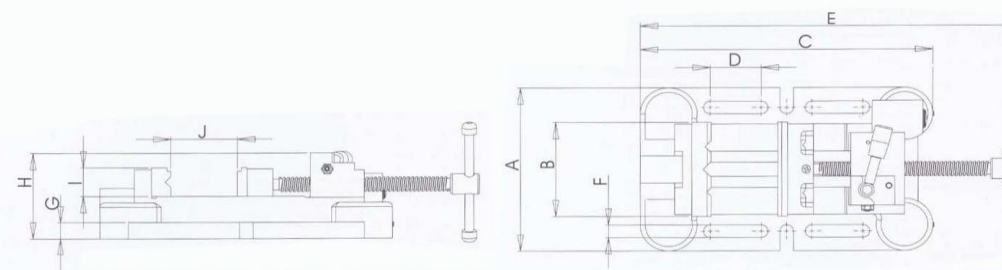
Taiwan - Milling Machine Accessories

(A) Vise

Item No.	Product Description																																																												
12 13 14	<div><div><div>3 WAY ANGLE MACHINE VICE</div><div>MODEL VW-3</div><div>MODEL VW-4</div><div>MODEL VW-5</div></div><div></div><div><div>Order No. & Dimensions:</div><div>Unit=mm</div><table><tr><th rowspan="2">Order No.</th><th colspan="3">Jaw</th><th rowspan="2">H</th><th rowspan="2">L</th><th rowspan="2">Height at vertical position</th><th rowspan="2">Gross Weight kg</th><th rowspan="2">Meas. CFT</th></tr><tr><th>Width</th><th>A</th><th>B</th></tr><tr><td>VW-3</td><td>80</td><td>90</td><td>30</td><td>144</td><td>400</td><td>385</td><td>(c)15</td><td>0.7</td></tr><tr><td>VW-4</td><td>106</td><td>105</td><td>38</td><td>172</td><td>460</td><td>470</td><td>(C)32</td><td>1.2</td></tr><tr><td>VW-5</td><td>132</td><td>140</td><td>40</td><td>205</td><td>625</td><td>590</td><td>(W)50</td><td>1.6</td></tr></table></div></div>	Order No.	Jaw			H	L	Height at vertical position	Gross Weight kg	Meas. CFT	Width	A	B	VW-3	80	90	30	144	400	385	(c)15	0.7	VW-4	106	105	38	172	460	470	(C)32	1.2	VW-5	132	140	40	205	625	590	(W)50	1.6																					
Order No.	Jaw			H	L						Height at vertical position	Gross Weight kg	Meas. CFT																																																
	Width	A	B																																																										
VW-3	80	90	30	144	400	385	(c)15	0.7																																																					
VW-4	106	105	38	172	460	470	(C)32	1.2																																																					
VW-5	132	140	40	205	625	590	(W)50	1.6																																																					
15 16 17	<div><div><div>SUPER OPEN JAW VISE</div><div>J-400</div><div>J-500</div><div>J-600</div></div><div></div><table><tr><th>MODEL NO.</th><th>A</th><th>B</th><th>C</th><th>D</th><th>E</th><th>F</th><th>G</th><th>Weight kg</th></tr><tr><td>J-400</td><td>390</td><td>164</td><td>110</td><td>180</td><td>95</td><td>41</td><td>37</td><td>21</td></tr><tr><td>J-500</td><td>450</td><td>194</td><td>130</td><td>235</td><td>114</td><td>42</td><td>48</td><td>32</td></tr><tr><td>J-600</td><td>540</td><td>200</td><td>152</td><td>300</td><td>131</td><td>42</td><td>54</td><td>45</td></tr></table></div>	MODEL NO.	A	B	C	D	E	F	G	Weight kg	J-400	390	164	110	180	95	41	37	21	J-500	450	194	130	235	114	42	48	32	J-600	540	200	152	300	131	42	54	45																								
MODEL NO.	A	B	C	D	E	F	G	Weight kg																																																					
J-400	390	164	110	180	95	41	37	21																																																					
J-500	450	194	130	235	114	42	48	32																																																					
J-600	540	200	152	300	131	42	54	45																																																					
18 19 20 21	<div><div><div>STEEL JAW VISE</div><div>102-3</div><div>102-4</div><div>102-5</div><div>102-6</div></div><div></div><div><div>Feature:</div><div><div>● Suitable for clamping work piece on drill press machine or milling machine</div><div>● Designed with solid strucure, main body is made of FC15, assemble a pair of heat treated steel jaws with hardness HRc 45°~50°</div><div>● Jaw pair and handle are surface treated by black oxide finish</div><div>● Front fixed prismatic jaw with cross V-grooves is designed for clamping work piece firmly in both vertical & horizontal directions.</div><div>● All sliding suraces of each part, base face & jaw pair are grinded for assuring the flatness as well as the verticalness are controlled in 0.05/100 m</div></div></div><div><div></div><table><tr><th>Order No.</th><th>A</th><th>B</th><th>C</th><th>D(Min.)</th><th>E</th><th>F</th><th>G</th><th>H</th><th>I</th><th>Max. clamping force (ton)</th><th>Weight</th></tr><tr><td>102-3</td><td>167</td><td>165</td><td>290</td><td>85</td><td>135</td><td>81</td><td>12</td><td>50</td><td>84</td><td>1.5</td><td>3.5</td></tr><tr><td>102-4</td><td>202</td><td>203</td><td>343</td><td>100</td><td>162</td><td>101</td><td>13</td><td>60</td><td>104</td><td>1.6</td><td>5.7</td></tr><tr><td>102-5</td><td>226</td><td>230</td><td>390</td><td>125</td><td>190</td><td>130</td><td>13</td><td>67</td><td>132</td><td>1.75</td><td>8.2</td></tr><tr><td>102-6</td><td>254</td><td>266</td><td>450</td><td>152</td><td>214</td><td>154</td><td>18</td><td>75</td><td>156</td><td>1.75</td><td>11.6</td></tr></table></div></div>	Order No.	A	B	C	D(Min.)	E	F	G	H	I	Max. clamping force (ton)	Weight	102-3	167	165	290	85	135	81	12	50	84	1.5	3.5	102-4	202	203	343	100	162	101	13	60	104	1.6	5.7	102-5	226	230	390	125	190	130	13	67	132	1.75	8.2	102-6	254	266	450	152	214	154	18	75	156	1.75	11.6
Order No.	A	B	C	D(Min.)	E	F	G	H	I	Max. clamping force (ton)	Weight																																																		
102-3	167	165	290	85	135	81	12	50	84	1.5	3.5																																																		
102-4	202	203	343	100	162	101	13	60	104	1.6	5.7																																																		
102-5	226	230	390	125	190	130	13	67	132	1.75	8.2																																																		
102-6	254	266	450	152	214	154	18	75	156	1.75	11.6																																																		


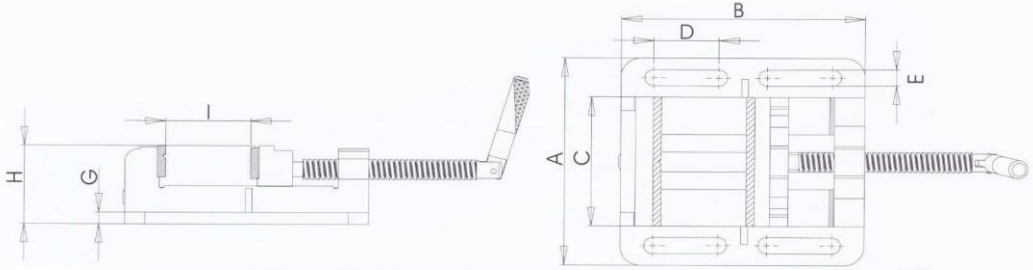
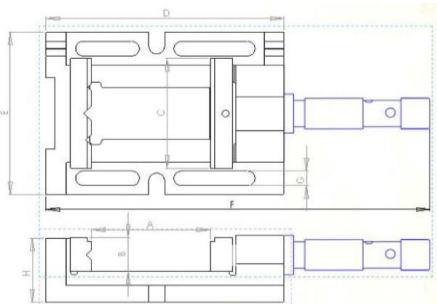

Taiwan - Milling Machine Accessories

(A) Vise

Item No.	Product Description																																																								
22	QUICK JAW VISE 103-4																																																								
23	103-6																																																								
																																																									
	<p>Feature:</p> <ul style="list-style-type: none">● Suitable for clamping work piece on drill press machine or milling machine● Quick motion mechanism design makes clamping and releasing work piece promptly by swiveling the reversing lever.● Slide bar design makes work piece is firmly fixed by jaw pair without any inclined situation of the jaws● Designed with solid structure, main body is made of FC15, assemble a pair of heat treated steel jaws with hardness HRC 45°~50°● Jaw pair and handle are surface treated by black oxide finish● Front fixed prismatic jaw with cross V-grooves is designed for clamping work piece firmly in both vertical & horizontal directions. <p>Quick motion mechanism</p> 																																																								
	<p>Unit:mm</p> <table><tr><th>Order No.</th><th>A</th><th>B</th><th>C</th><th>D</th><th>E</th><th>F</th><th>G</th><th>H</th><th>I</th><th>J(Min.)</th><th>Max. Clamping force (ton)</th><th>Weight</th></tr><tr><td>103-4</td><td>180</td><td>104</td><td>235</td><td>66.5</td><td>390</td><td>14</td><td>16.5</td><td>73</td><td>32</td><td>105</td><td>1.0</td><td>6.5</td></tr><tr><td>103-6</td><td>240</td><td>156</td><td>310</td><td>85</td><td>530</td><td>17</td><td>18</td><td>93</td><td>38</td><td>152</td><td>1.8</td><td>12.2</td></tr></table>	Order No.	A	B	C	D	E	F	G	H	I	J(Min.)	Max. Clamping force (ton)	Weight	103-4	180	104	235	66.5	390	14	16.5	73	32	105	1.0	6.5	103-6	240	156	310	85	530	17	18	93	38	152	1.8	12.2																	
Order No.	A	B	C	D	E	F	G	H	I	J(Min.)	Max. Clamping force (ton)	Weight																																													
103-4	180	104	235	66.5	390	14	16.5	73	32	105	1.0	6.5																																													
103-6	240	156	310	85	530	17	18	93	38	152	1.8	12.2																																													
24	QUICK MAGNETIC JAW VISE 103-M4																																																								
																																																									
	<p>Feature:</p> <ul style="list-style-type: none">● Magnetic base is designed for positioning the vise on the working table accurately & promptly● The Optional position set can help to position work piece promptly & to process the repeated work very accurately● Suitable for clamping work piece on drill press machine or milling machine● Quick motion mechanism design makes clamping and releasing work piece promptly by swiveling the reversing lever.● Slide bar design makes work piece is firmly fixed by jaw pair without any inclined situation of the jaws● Designed with solid structure, main body is made of FC15, assemble a pair of heat treated steel jaws with hardness HRC 45°~50°● Jaw pair and handle are surface treated by black oxide finish● Front fixed prismatic jaw with cross V-grooves is designed for clamping work piece firmly in both vertical & horizontal directions.● For 103M-4G: <p>All sliding surfaces of each part, base face & jaw pair are grinded for assuring the flatness as well as the verticalness are controlled in 0.05/100 mm accuracy. Electrical applied: 100~240 volt AC</p> 																																																								
	<p>Unit:mm</p> <table><tr><th>Order No.</th><th>Description</th><th>A</th><th>B</th><th>C</th><th>D</th><th>E</th><th>F</th><th>G</th><th>H</th><th>I</th><th>J(Min.)</th><th>Max. Clamping force (ton)</th><th>Weight</th></tr><tr><td>103M-4</td><td>4" quick magnetic jaw vise</td><td>181</td><td>104</td><td>300</td><td>52</td><td>442</td><td>14</td><td>18</td><td>95</td><td>32</td><td>105</td><td>1.0</td><td>10</td></tr><tr><td>103M-4G</td><td>4" quick magnetic grinding jaw vise</td><td>181</td><td>104</td><td>300</td><td>52</td><td>442</td><td>14</td><td>18</td><td>95</td><td>32</td><td>105</td><td>1.0</td><td>10</td></tr><tr><td>103M-A</td><td>Positioning set accessory for 103M</td><td>--</td><td>--</td><td>--</td><td>--</td><td>--</td><td>--</td><td>--</td><td>--</td><td>--</td><td>--</td><td>--</td><td>--</td></tr></table>	Order No.	Description	A	B	C	D	E	F	G	H	I	J(Min.)	Max. Clamping force (ton)	Weight	103M-4	4" quick magnetic jaw vise	181	104	300	52	442	14	18	95	32	105	1.0	10	103M-4G	4" quick magnetic grinding jaw vise	181	104	300	52	442	14	18	95	32	105	1.0	10	103M-A	Positioning set accessory for 103M	--	--	--	--	--	--	--	--	--	--	--	--
Order No.	Description	A	B	C	D	E	F	G	H	I	J(Min.)	Max. Clamping force (ton)	Weight																																												
103M-4	4" quick magnetic jaw vise	181	104	300	52	442	14	18	95	32	105	1.0	10																																												
103M-4G	4" quick magnetic grinding jaw vise	181	104	300	52	442	14	18	95	32	105	1.0	10																																												
103M-A	Positioning set accessory for 103M	--	--	--	--	--	--	--	--	--	--	--	--																																												



Taiwan - Milling Machine Accessories

(A) Vise

Item No.	Product Description																																																		
25 26 27	<div><div><div><div><div></div><div></div></div><div><div></div><div></div></div></div><div><div><div><div></div><div></div></div><div><div></div><div></div></div></div><div><div><div><div></div><div></div></div><div><div></div><div></div></div></div></div><div><div><div><div></div><div></div></div><div><div></div><div></div></div></div><div><div><div><div></div><div></div></div><div><div></div><div></div></div></div></div></div><div>FREE TYPE VISE Part no. Dimension WxH (mm) FV-11062 62X55 FV-11085 85X73 FV-11125 125X98</div><div></div><div>Features: ※ Material of main body: FCD 45 (Ductile iron) ※ Operate the pair of vises freely on solted machining table in accordance with the appearance of working pieces. ※ Hardness of front clamping teeth: HRCC52±3 °</div></div></div></div>																																																		
28 29 30 31	<div><div><div><div><div></div><div></div></div><div><div></div><div></div></div></div><div><div><div><div></div><div></div></div><div><div></div><div></div></div></div><div><div><div><div></div><div></div></div><div><div></div><div></div></div></div></div><div><div><div><div></div><div></div></div><div><div></div><div></div></div></div><div><div><div><div></div><div></div></div><div><div></div><div></div></div></div></div></div><div>CENTERAL SLIDING BAR VISE 106A-3 106A-4 106A-5 106A-6</div><div><div>Feature: ● Suitable for clamping work piece on drill press machine ● Slide bar design makes work piece is firmly fixed by jaw pair without any inclined situation of the jaws ● Designed with solid strucure, main body is made of FC15, assemble a pair of jaws ● Front fixed prismatic jaw with cross V-grooves is designed for clamping work piece firmly in both vertical & horizonta</div><div></div><div>Unit:mm</div><table><tr><th>Order No.</th><th>A</th><th>B</th><th>C</th><th>D</th><th>E</th><th>G</th><th>H</th><th>I</th><th>Weight</th></tr><tr><td>106A-3</td><td>142</td><td>159</td><td>82</td><td>47.5</td><td>13</td><td>10</td><td>57</td><td>75</td><td>2.8</td></tr><tr><td>106A-4</td><td>167</td><td>180</td><td>104</td><td>48</td><td>13</td><td>10</td><td>62.5</td><td>91</td><td>3.6</td></tr><tr><td>106A-5</td><td>191</td><td>208</td><td>128</td><td>66</td><td>13</td><td>11</td><td>68</td><td>110</td><td>5.2</td></tr><tr><td>106A-6</td><td>228</td><td>250</td><td>153</td><td>74.5</td><td>14</td><td>12</td><td>79.5</td><td>--</td><td>7.5</td></tr></table></div></div></div></div>	Order No.	A	B	C	D	E	G	H	I	Weight	106A-3	142	159	82	47.5	13	10	57	75	2.8	106A-4	167	180	104	48	13	10	62.5	91	3.6	106A-5	191	208	128	66	13	11	68	110	5.2	106A-6	228	250	153	74.5	14	12	79.5	--	7.5
Order No.	A	B	C	D	E	G	H	I	Weight																																										
106A-3	142	159	82	47.5	13	10	57	75	2.8																																										
106A-4	167	180	104	48	13	10	62.5	91	3.6																																										
106A-5	191	208	128	66	13	11	68	110	5.2																																										
106A-6	228	250	153	74.5	14	12	79.5	--	7.5																																										
32	<div><div><div><div><div></div><div></div></div><div><div></div><div></div></div></div><div><div><div><div></div><div></div></div><div><div></div><div></div></div></div><div><div><div><div></div><div></div></div><div><div></div><div></div></div></div></div><div><div><div><div></div><div></div></div><div><div></div><div></div></div></div><div><div><div><div></div><div></div></div><div><div></div><div></div></div></div></div></div><div>DRILL VISE - 3 WAY 107-4</div><div><div>Feature: ● 3 dimension processed surfaces are applicable for clamping work piece on drill press machine & milling machine ● Designed with solid structure, main body is made of FCD45, assemble a pair of heat treated steel jaws with hardness HRC 45°~50° ● Jaw pair and handle are surface treated by black oxide finish ● Front fixed prismatic jaw with cross V-grooves is designed for clamping work piece firmly in both vertical & horizontal directions. ● The verticality tolerance between each 2 surfaces of 3 dimensions are controlled in 0.100 mm</div><div></div><div></div><table><tr><th>Order No.</th><th>A</th><th>B</th><th>C</th><th>D</th><th>E</th><th>F</th><th>G</th><th>H</th><th>Max. clamping force (ton)</th><th>weight</th></tr><tr><td>107-4</td><td>101</td><td>32</td><td>104</td><td>209</td><td>156</td><td>340</td><td>12</td><td>62</td><td>1.6</td><td>5.9</td></tr></table></div></div></div></div>	Order No.	A	B	C	D	E	F	G	H	Max. clamping force (ton)	weight	107-4	101	32	104	209	156	340	12	62	1.6	5.9																												
Order No.	A	B	C	D	E	F	G	H	Max. clamping force (ton)	weight																																									
107-4	101	32	104	209	156	340	12	62	1.6	5.9																																									


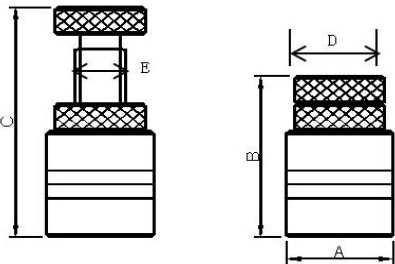



















Taiwan - Milling Machine Accessories

(B) Clamping Kit

Item No.	Product Description	Product Image
1	CK-104B CLAMP KIT 1. Suit 5/8 table slot 2. 52 piece 3. In steel case 4. UNC thread 1/2" x 13	
2	CK-8P CLAMP KIT 1. Suit 10mm table slot 2. 52 piece 3. In plastic box 4. Thread M8 x 1.25	
3	CK-10P CLAMP KIT 1. Suit 12mm table slot 2. 52 piece 3. In plastic box 4. Thread M10 x 1.25	
4	CK-12A CLAMP KIT 1. Suit 14mm table slot 2. 52 piece 3. In plastic box 4. Thread M12 x 1.75	
5	CK-12B CLAMP KIT 1. Suit 16mm table slot 2. 52 piece 3. In plastic box 4. Thread M12 x 1.75	
6	CK-16 CLAMP KIT 1. Suit 18mm table slot 2. 52 piece 3. In steel case 4. M16 x 2 thread	
7	CK-18W CLAMP KIT 1. Suit 20mm table slot 2. 52 piece 3. In wooden case 4. M18 x 2.5 thread	
8	CK-20W CLAMP KIT 1. Suit 22mm table slot 2. 52 piece 3. In wooden case 4. M20 x 2.5 thread	


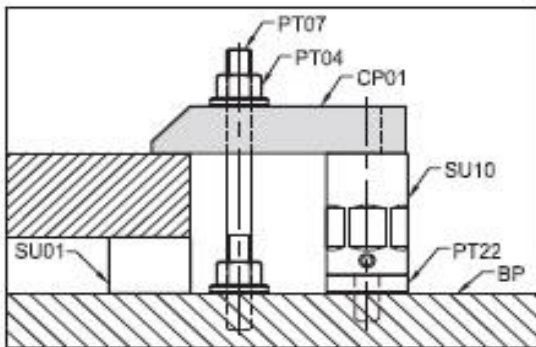
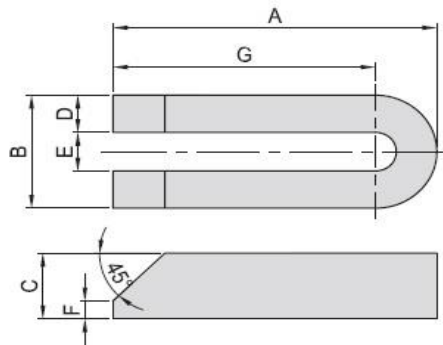

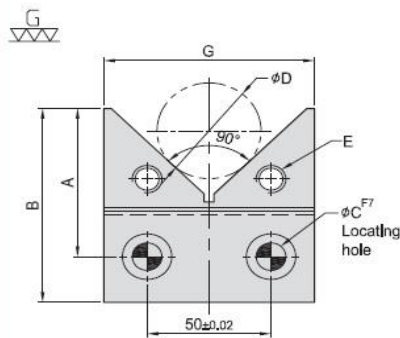
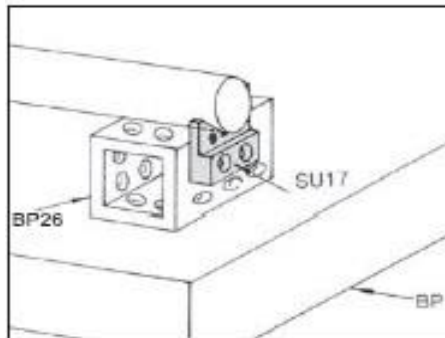
Taiwan - Milling Machine Accessories

(B) Clamping Kit

Item No.	Product Description				Product Image																																																
<p>※ Purpose: Apply for fixing each kind of working pieces on machining table</p> <p>※ Material: S45C, black oxide furnished</p> <p>※ Clamping Stud (total :24 studs) one set includes 4 pcs each of length 75mm, 100mm, 125mm, 150mm, 175mm, 200mm</p> <p>※ Heat treatment : Hardness of each part is HRC32±5 ° ;</p> <p>52-PC set</p> <p>Packing : plastic frame/wooden case</p> <p>Stud 24 pcs T-slot nut 6 pcs Flang nut 6 pcs</p> <p>Coupling nut 4 pcs Step clamp 6 pcs Step block 6 sets(12 pcs)</p>																																																					
<p>Screw Jack</p> <table><tr><td>Order no.</td><td>E</td><td>D</td><td>A</td><td>Applicable range (B-C)</td></tr><tr><td>9 S-70</td><td>Tr14x3</td><td>25</td><td>32</td><td>56 ~ 75</td></tr><tr><td>10 S-100</td><td>Tr18x4</td><td>32</td><td>40</td><td>76 ~ 105</td></tr><tr><td>11 S-150</td><td>Tr24x5</td><td>40</td><td>50</td><td>102 ~ 160</td></tr><tr><td>12 S-250S</td><td>Tr32x5</td><td>45</td><td>55</td><td>142 ~ 235</td></tr><tr><td>13 S-250L</td><td>Tr32x5</td><td>50</td><td>65</td><td>160 ~ 260</td></tr><tr><td>14 S-300</td><td>Tr32x5</td><td>50</td><td>65</td><td>200 ~ 345</td></tr><tr><td>15 S-400</td><td>Tr32x5</td><td>55</td><td>70</td><td>300 ~ 430</td></tr></table> <div></div>						Order no.	E	D	A	Applicable range (B-C)	9 S-70	Tr14x3	25	32	56 ~ 75	10 S-100	Tr18x4	32	40	76 ~ 105	11 S-150	Tr24x5	40	50	102 ~ 160	12 S-250S	Tr32x5	45	55	142 ~ 235	13 S-250L	Tr32x5	50	65	160 ~ 260	14 S-300	Tr32x5	50	65	200 ~ 345	15 S-400	Tr32x5	55	70	300 ~ 430								
Order no.	E	D	A	Applicable range (B-C)																																																	
9 S-70	Tr14x3	25	32	56 ~ 75																																																	
10 S-100	Tr18x4	32	40	76 ~ 105																																																	
11 S-150	Tr24x5	40	50	102 ~ 160																																																	
12 S-250S	Tr32x5	45	55	142 ~ 235																																																	
13 S-250L	Tr32x5	50	65	160 ~ 260																																																	
14 S-300	Tr32x5	50	65	200 ~ 345																																																	
15 S-400	Tr32x5	55	70	300 ~ 430																																																	
<p>CLAMPING KITS WITH METAL RACKS</p> <table><tr><th>MODEL NO.</th><th>Fit T-Type Groove</th><th>Bolts</th><th>kg</th></tr><tr><td>16 MK-1210</td><td>12</td><td>M10</td><td>8.0</td></tr><tr><td>17 MK-1412</td><td>14</td><td>M12</td><td>9.5</td></tr><tr><td>18 MK-1614</td><td>16</td><td>M14</td><td>10.5</td></tr><tr><td>19 MK-1816</td><td>18</td><td>M16</td><td>19.0</td></tr><tr><td>20 MK-2018</td><td>20</td><td>M18</td><td>21.0</td></tr></table> <div><table><tr><th>Kind</th><th colspan="2">Specification</th></tr><tr><td></td><td>FLANGE NUT</td><td>6 PCS</td></tr><tr><td></td><td>EXTENSION NUT</td><td>4 PCS</td></tr><tr><td></td><td>CLAMPING STUD</td><td>75,100,125, 150,175,200 SIX KIND / EACH 4 PCS</td></tr></table><table><tr><th>Kind</th><th colspan="2">Specification</th></tr><tr><td></td><td>STEP BLOCK</td><td>THREE KIND / EACH 4 PCS</td></tr><tr><td></td><td>STEP CLAMP</td><td>THREE KIND / EACH 2 PCS</td></tr><tr><td></td><td>T-SLOT NUT</td><td>6 PCS</td></tr></table><p>TOTAL : 58 PCS</p></div> 						MODEL NO.	Fit T-Type Groove	Bolts	kg	16 MK-1210	12	M10	8.0	17 MK-1412	14	M12	9.5	18 MK-1614	16	M14	10.5	19 MK-1816	18	M16	19.0	20 MK-2018	20	M18	21.0	Kind	Specification			FLANGE NUT	6 PCS		EXTENSION NUT	4 PCS		CLAMPING STUD	75,100,125, 150,175,200 SIX KIND / EACH 4 PCS	Kind	Specification			STEP BLOCK	THREE KIND / EACH 4 PCS		STEP CLAMP	THREE KIND / EACH 2 PCS		T-SLOT NUT	6 PCS
MODEL NO.	Fit T-Type Groove	Bolts	kg																																																		
16 MK-1210	12	M10	8.0																																																		
17 MK-1412	14	M12	9.5																																																		
18 MK-1614	16	M14	10.5																																																		
19 MK-1816	18	M16	19.0																																																		
20 MK-2018	20	M18	21.0																																																		
Kind	Specification																																																				
	FLANGE NUT	6 PCS																																																			
	EXTENSION NUT	4 PCS																																																			
	CLAMPING STUD	75,100,125, 150,175,200 SIX KIND / EACH 4 PCS																																																			
Kind	Specification																																																				
	STEP BLOCK	THREE KIND / EACH 4 PCS																																																			
	STEP CLAMP	THREE KIND / EACH 2 PCS																																																			
	T-SLOT NUT	6 PCS																																																			

Taiwan - Milling Machine Accessories

(C) U-Clamp & V-Block

Item No.	Product Description	Product Image																																																														
1	U-CLAMP CP01 Material: S45C(JIS) / CK45(DIN), Heat treated: HRC 32°~38° Surface finish: Black Oxide. Features: Open end permits quick & easy installation																																																															
2	<table><tr><th>MODEL NO.</th><th>A</th><th>B</th><th>C</th><th>D</th><th>E</th><th>F</th><th>G</th><th>kg</th></tr><tr><td>CP01-12100</td><td>100</td><td rowspan="2">38</td><td>22</td><td rowspan="2">12,5</td><td rowspan="2">13</td><td rowspan="2">6</td><td>81</td><td>0,41</td></tr><tr><td>CP01-12125</td><td>125</td><td>25</td><td>106</td><td>0,58</td></tr><tr><td>CP01-16150</td><td>150</td><td rowspan="3">50</td><td rowspan="3">32</td><td rowspan="3">16,5</td><td rowspan="3">17</td><td rowspan="3">8</td><td>125</td><td>1,10</td></tr><tr><td>CP01-16200</td><td>200</td><td>175</td><td>1,40</td></tr><tr><td>CP01-16300</td><td>300</td><td>275</td><td>1,55</td></tr><tr><td>CP01-20200</td><td>200</td><td rowspan="2">60</td><td rowspan="2">35</td><td rowspan="2">19,5</td><td rowspan="2">21</td><td rowspan="2">10</td><td>170</td><td>2,10</td></tr><tr><td>CP01-20300</td><td>300</td><td>270</td><td>2,70</td></tr><tr><td>CP01-24250</td><td>250</td><td>76</td><td>48</td><td>25,0</td><td>26</td><td>18</td><td>212</td><td>3,55</td></tr></table>	MODEL NO.	A	B	C	D	E	F	G	kg	CP01-12100	100	38	22	12,5	13	6	81	0,41	CP01-12125	125	25	106	0,58	CP01-16150	150	50	32	16,5	17	8	125	1,10	CP01-16200	200	175	1,40	CP01-16300	300	275	1,55	CP01-20200	200	60	35	19,5	21	10	170	2,10	CP01-20300	300	270	2,70	CP01-24250	250	76	48	25,0	26	18	212	3,55	
MODEL NO.	A	B	C	D	E	F	G	kg																																																								
CP01-12100	100	38	22	12,5	13	6	81	0,41																																																								
CP01-12125	125		25				106	0,58																																																								
CP01-16150	150	50	32	16,5	17	8	125	1,10																																																								
CP01-16200	200						175	1,40																																																								
CP01-16300	300						275	1,55																																																								
CP01-20200	200	60	35	19,5	21	10	170	2,10																																																								
CP01-20300	300						270	2,70																																																								
CP01-24250	250	76	48	25,0	26	18	212	3,55																																																								
3																																																																
8	V BLOCK Material: S45C(JIS) / CK45(DIN), Heat treated: HRC 45°. Application: Easily mounts to any fixture to support round parts.																																																															
9	<table><tr><th rowspan="2">MODEL NO.</th><th rowspan="2">A</th><th rowspan="2">B</th><th rowspan="2">C</th><th colspan="2">D</th><th rowspan="2">E</th><th rowspan="2">F</th><th rowspan="2">G</th><th rowspan="2">kg</th></tr><tr><th>Max.</th><th>Min.</th></tr><tr><td>SU17-1215-080</td><td>65</td><td>85</td><td rowspan="2">12</td><td>80</td><td>15</td><td>M12</td><td>22</td><td>85</td><td>1.10</td></tr><tr><td>SU17-1215-100</td><td>75</td><td>95</td><td>100</td><td></td><td></td><td></td><td></td><td>1.30</td></tr><tr><td>SU17-1615-080</td><td>65</td><td>85</td><td rowspan="2">16</td><td>80</td><td>15</td><td>M16</td><td>25</td><td>85</td><td>1.02</td></tr><tr><td>SU17-1615-100</td><td>75</td><td>95</td><td>100</td><td></td><td></td><td></td><td></td><td>1.20</td></tr></table>	MODEL NO.	A	B	C	D		E	F	G	kg	Max.	Min.	SU17-1215-080	65	85	12	80	15	M12	22	85	1.10	SU17-1215-100	75	95	100					1.30	SU17-1615-080	65	85	16	80	15	M16	25	85	1.02	SU17-1615-100	75	95	100					1.20													
MODEL NO.	A					B	C					D		E	F	G		kg																																														
		Max.	Min.																																																													
SU17-1215-080	65	85	12	80	15	M12	22	85	1.10																																																							
SU17-1215-100	75	95		100					1.30																																																							
SU17-1615-080	65	85	16	80	15	M16	25	85	1.02																																																							
SU17-1615-100	75	95		100					1.20																																																							
10																																																																
11																																																																

Taiwan - Milling Machine Accessories

(C) U-Clamp & V-Block

12
13
14
15
16
17

Item No.

Product Description

Product Image



V-Block and Clamps



inch



ORDER NO.	W x H x L x PCS	CAPACITY	N.W.
JC-34-006	2-1/2" x 1-3/4" x 2-3/4" x 2	1-3/16	2.4 kg
JC-34-007	3-1/2" x 2-3/4" x 4-7/8" x 2	1-3/8	10.0 kg
JC-34-008	2-1/2" x 2" x 2-1/2" x 1	1-3/8	1.4 kg
JC-34-009	4" x 3" x 3" x 1	2-1/4	4.0 kg
JC-34-010	6" x 4" x 6" x 1	4-3/8	13.5 kg
JC-34-011	6" x 6" x 6" x 1	4-3/8	24.0 kg

Order No.	JC-34-006.007.008.009
Material	S45C
Accuracy	0.01 mm
Hardness	50° ~ 55°

Order No.	JC-34-010.011
Material	S45C
Accuracy	0.015 mm
Hardness	45° ~ 50°







JC-34-006 JC-34-007

JC-34-008 JC-34-009

JC-34-010

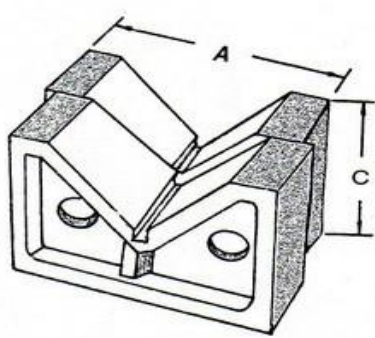
JC-34-011


18
19
20
21
22
23
24
25
26

Cast Iron V-Block

[Open End, Precision Ground]




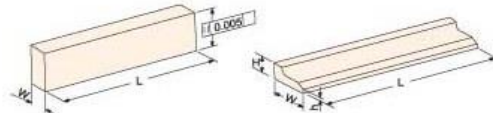

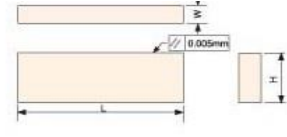
Model No.	"A"	"B"	"C"	"D"	Approx Ship Wt
2V	2"	1-1/16"	1-1/4"	1"	0.6 kgs
3V	3"	1-1/4"	2-3/8"	1-3/4"	1.5
4V	4"	1-5/8"	2-5/8"	2"	2.3
5V	5"	2"	3-1/8"	2-5/8"	4.2
6V	6"	2-3/8"	3-5/8"	3-1/4"	6.5
7V	7"	3"	4-1/2"	3-3/4"	11.5
8 V	8"	4"	5-1/16"	4-1/2"	16.5
10 V	10"	5"	6-1/2"	5"	29
12 V	12"	7"	8"	6"	57










Taiwan - Milling Machine Accessories

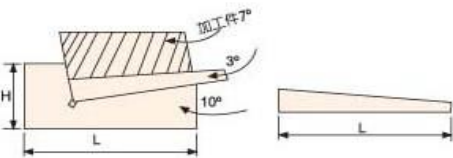

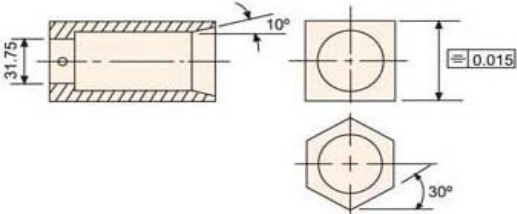

(D) Parallel

Item No.	Product Description	Product Image																		
1	<p>Parallels JC-31-022</p> <div></div> <div><table><tr><td>Material</td><td>S45C</td></tr><tr><td>Hardness</td><td>HRC 50° ~ 55°</td></tr></table><table><tr><td colspan="2">JC-31-022 N.W. 3.8 kg mm</td></tr><tr><td>W x H x L x PCS</td><td>W x H x L x PCS</td></tr><tr><td>8 x 12 x 120 x 2</td><td>8 x 28 x 120 x 2</td></tr><tr><td>8 x 17 x 120 x 2</td><td>8 x 32 x 120 x 2</td></tr><tr><td>8 x 22 x 120 x 2</td><td>8 x 36 x 120 x 2</td></tr><tr><td>8 x 25 x 120 x 2</td><td>8 x 38 x 120 x 2</td></tr></table></div>	Material	S45C	Hardness	HRC 50° ~ 55°	JC-31-022 N.W. 3.8 kg mm		W x H x L x PCS	W x H x L x PCS	8 x 12 x 120 x 2	8 x 28 x 120 x 2	8 x 17 x 120 x 2	8 x 32 x 120 x 2	8 x 22 x 120 x 2	8 x 36 x 120 x 2	8 x 25 x 120 x 2	8 x 38 x 120 x 2			
Material	S45C																			
Hardness	HRC 50° ~ 55°																			
JC-31-022 N.W. 3.8 kg mm																				
W x H x L x PCS	W x H x L x PCS																			
8 x 12 x 120 x 2	8 x 28 x 120 x 2																			
8 x 17 x 120 x 2	8 x 32 x 120 x 2																			
8 x 22 x 120 x 2	8 x 36 x 120 x 2																			
8 x 25 x 120 x 2	8 x 38 x 120 x 2																			
2	<p>3/16 + 1/2 Precision Parallels set JC-32-012</p> <div></div> <div><p>· Set of 4 pairs of hardened and ground parallels. 1", 1-1/4", 1-1/2", 1-3/4" in height x 6" long, with 5/16 thru and 1/2 holes.</p><p>· The 1" and 1-1/4" parallels are 3/16" thick. The 1-1/2" and 1-3/4" parallels are 1/2" thick. For setting up work for drilling and measuring. With wooden case.</p><p style="text-align: right;">(inch)</p><table><tr><th>W x H x L x PCS</th><th>HOLE</th></tr><tr><td>3/16 x 1 x 6 x 2</td><td>5/16</td></tr><tr><td>3/16 x 1-1/4 x 6 x 2</td><td>5/16</td></tr><tr><td>1/2 x 1-1/2 x 6 x 2</td><td>1/2</td></tr><tr><td>1/2 x 1-3/4 x 6 x 2</td><td>1/2</td></tr></table></div> <div><table><tr><td>Material</td><td>S45C</td></tr><tr><td>Hardness</td><td>HRC 50° ~ 55°</td></tr><tr><td>N.W.</td><td>3.3 kgs</td></tr></table></div>	W x H x L x PCS	HOLE	3/16 x 1 x 6 x 2	5/16	3/16 x 1-1/4 x 6 x 2	5/16	1/2 x 1-1/2 x 6 x 2	1/2	1/2 x 1-3/4 x 6 x 2	1/2	Material	S45C	Hardness	HRC 50° ~ 55°	N.W.	3.3 kgs			
W x H x L x PCS	HOLE																			
3/16 x 1 x 6 x 2	5/16																			
3/16 x 1-1/4 x 6 x 2	5/16																			
1/2 x 1-1/2 x 6 x 2	1/2																			
1/2 x 1-3/4 x 6 x 2	1/2																			
Material	S45C																			
Hardness	HRC 50° ~ 55°																			
N.W.	3.3 kgs																			
3	<p>GP100 Ground Parallels JC-32-017</p> <div></div> <div></div> <div><table><tr><td>Material</td><td>S45C</td></tr><tr><td>Hardness</td><td>HRC 50° ~ 55°</td></tr><tr><td>N.W.</td><td>11 kg</td></tr></table><table><tr><th>W x H x L x PCS</th><th>W x H x L x PCS</th></tr><tr><td>5 x 16 x 100 x 2</td><td>14 x 48 x 150 x 2</td></tr><tr><td>6 x 18 x 100 x 2</td><td>18 x 60 x 150 x 2</td></tr><tr><td>8 x 24 x 100 x 2</td><td>22 x 62 x 150 x 2</td></tr><tr><td>10 x 30 x 100 x 2</td><td>31 x 15 x 200 x 2 x 2.5</td></tr><tr><td>12 x 36 x 150 x 2</td><td></td></tr></table></div>	Material	S45C	Hardness	HRC 50° ~ 55°	N.W.	11 kg	W x H x L x PCS	W x H x L x PCS	5 x 16 x 100 x 2	14 x 48 x 150 x 2	6 x 18 x 100 x 2	18 x 60 x 150 x 2	8 x 24 x 100 x 2	22 x 62 x 150 x 2	10 x 30 x 100 x 2	31 x 15 x 200 x 2 x 2.5	12 x 36 x 150 x 2		
Material	S45C																			
Hardness	HRC 50° ~ 55°																			
N.W.	11 kg																			
W x H x L x PCS	W x H x L x PCS																			
5 x 16 x 100 x 2	14 x 48 x 150 x 2																			
6 x 18 x 100 x 2	18 x 60 x 150 x 2																			
8 x 24 x 100 x 2	22 x 62 x 150 x 2																			
10 x 30 x 100 x 2	31 x 15 x 200 x 2 x 2.5																			
12 x 36 x 150 x 2																				
4	<p>8.5MM Ground Parallel JC-32-083</p> <div><p>N.W. 5.5 kg</p></div> <div></div> <div><table><tr><td>Material</td><td>S45C</td></tr><tr><td>Hardness</td><td>HRC 50° ~ 55°</td></tr></table><table><tr><th>W x H x L x PCS</th><th>W x H x L x PCS</th></tr><tr><td>8.5 x 14 x 150 x 2</td><td>8.5 x 32 x 150 x 2</td></tr><tr><td>8.5 x 16 x 150 x 2</td><td>8.5 x 36 x 150 x 2</td></tr><tr><td>8.5 x 20 x 150 x 2</td><td>8.5 x 40 x 150 x 2</td></tr><tr><td>8.5 x 24 x 150 x 2</td><td>8.5 x 44 x 150 x 2</td></tr><tr><td>8.5 x 30 x 150 x 2</td><td></td></tr></table></div>	Material	S45C	Hardness	HRC 50° ~ 55°	W x H x L x PCS	W x H x L x PCS	8.5 x 14 x 150 x 2	8.5 x 32 x 150 x 2	8.5 x 16 x 150 x 2	8.5 x 36 x 150 x 2	8.5 x 20 x 150 x 2	8.5 x 40 x 150 x 2	8.5 x 24 x 150 x 2	8.5 x 44 x 150 x 2	8.5 x 30 x 150 x 2				
Material	S45C																			
Hardness	HRC 50° ~ 55°																			
W x H x L x PCS	W x H x L x PCS																			
8.5 x 14 x 150 x 2	8.5 x 32 x 150 x 2																			
8.5 x 16 x 150 x 2	8.5 x 36 x 150 x 2																			
8.5 x 20 x 150 x 2	8.5 x 40 x 150 x 2																			
8.5 x 24 x 150 x 2	8.5 x 44 x 150 x 2																			
8.5 x 30 x 150 x 2																				

Taiwan - Milling Machine Accessories

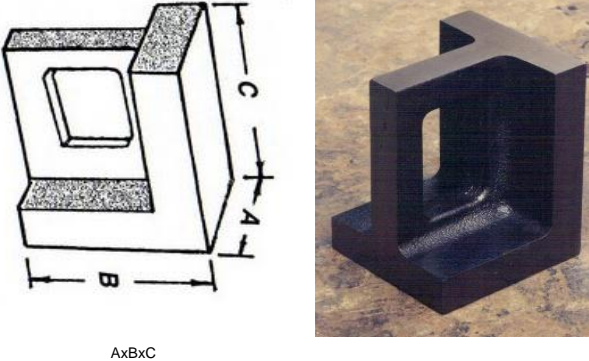

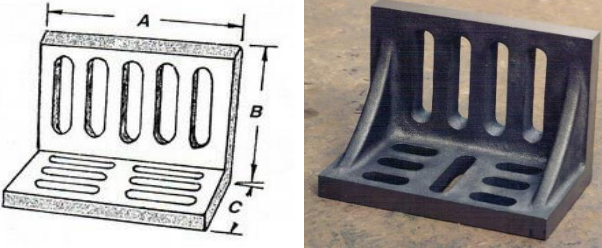
(D) Parallel

Item No.	Product Description	Product Image																																																																																										
5 6 7 8 9 10 11 12	<p>GROUND PARALLEL SET Material: S45C(JIS) / CK45(DIN) Heat treated: HRC 45° Accuracy: A ± 0.01 B ± 0.01 C ± 0.5</p> <table><tr><th rowspan="2">Model No.</th><th colspan="3">BASE SIZE</th><th colspan="4">PARTS SIZE</th><th rowspan="2">kg (1)</th></tr><tr><th>A</th><th>B</th><th>C</th><th>A</th><th>B</th><th>C</th><th>L</th></tr><tr><td>GP102-05</td><td>5</td><td>16</td><td>100</td><td>-</td><td>-</td><td>-</td><td>-</td><td rowspan="8">1 SET/11.6</td></tr><tr><td>GP102-06</td><td>6</td><td>18</td><td>100</td><td>-</td><td>-</td><td>-</td><td>-</td></tr><tr><td>GP102-08</td><td>8</td><td>24</td><td>100</td><td>-</td><td>-</td><td>-</td><td>-</td></tr><tr><td>GP102-10</td><td>10</td><td>30</td><td>100</td><td>-</td><td>-</td><td>-</td><td>-</td></tr><tr><td>GP102-12</td><td>12</td><td>36</td><td>150</td><td>-</td><td>-</td><td>-</td><td>-</td></tr><tr><td>GP102-14</td><td>14</td><td>48</td><td>150</td><td>-</td><td>-</td><td>-</td><td>-</td></tr><tr><td>GP102-18</td><td>18</td><td>60</td><td>150</td><td>-</td><td>-</td><td>-</td><td>-</td></tr><tr><td>GP102-22</td><td>22</td><td>62</td><td>150</td><td>-</td><td>-</td><td>-</td><td>-</td></tr><tr><td>GP102-24</td><td></td><td></td><td></td><td>15</td><td>31</td><td>2,5</td><td>200</td><td></td></tr></table> <p>BASE</p>  <p>PARTS</p> 	Model No.	BASE SIZE			PARTS SIZE				kg (1)	A	B	C	A	B	C	L	GP102-05	5	16	100	-	-	-	-	1 SET/11.6	GP102-06	6	18	100	-	-	-	-	GP102-08	8	24	100	-	-	-	-	GP102-10	10	30	100	-	-	-	-	GP102-12	12	36	150	-	-	-	-	GP102-14	14	48	150	-	-	-	-	GP102-18	18	60	150	-	-	-	-	GP102-22	22	62	150	-	-	-	-	GP102-24				15	31	2,5	200		
Model No.	BASE SIZE			PARTS SIZE				kg (1)																																																																																				
	A	B	C	A	B	C	L																																																																																					
GP102-05	5	16	100	-	-	-	-	1 SET/11.6																																																																																				
GP102-06	6	18	100	-	-	-	-																																																																																					
GP102-08	8	24	100	-	-	-	-																																																																																					
GP102-10	10	30	100	-	-	-	-																																																																																					
GP102-12	12	36	150	-	-	-	-																																																																																					
GP102-14	14	48	150	-	-	-	-																																																																																					
GP102-18	18	60	150	-	-	-	-																																																																																					
GP102-22	22	62	150	-	-	-	-																																																																																					
GP102-24				15	31	2,5	200																																																																																					
13	<p>GROUND PARALLELS CL-32-064</p> <p>1. The set contains 9 pairs of parallels.</p> <p>2. The set is packed in fitted case.</p> <table><tr><th>Material</th><th>HRC</th><th>N.W.</th></tr><tr><td>S45C</td><td>56° ~ 58°</td><td>5.5 kgs</td></tr></table> <table><tr><th>Order No.</th><th>W*H*L</th></tr><tr><td>CL- 32- 065</td><td>8.5*14*150</td></tr><tr><td>CL- 32- 066</td><td>8.5*16*150</td></tr><tr><td>CL- 32- 067</td><td>8.5*20*150</td></tr><tr><td>CL- 32- 068</td><td>8.5*24*150</td></tr><tr><td>CL- 32- 069</td><td>8.5*30*150</td></tr><tr><td>CL- 32- 070</td><td>8.5*32*150</td></tr><tr><td>CL- 32- 071</td><td>8.5*36*150</td></tr><tr><td>CL- 32- 072</td><td>8.5*40*150</td></tr><tr><td>CL- 32- 073</td><td>8.5*44*150</td></tr></table> <p>CL- 32- 064 (whole set)</p>	Material	HRC	N.W.	S45C	56° ~ 58°	5.5 kgs	Order No.	W*H*L	CL- 32- 065	8.5*14*150	CL- 32- 066	8.5*16*150	CL- 32- 067	8.5*20*150	CL- 32- 068	8.5*24*150	CL- 32- 069	8.5*30*150	CL- 32- 070	8.5*32*150	CL- 32- 071	8.5*36*150	CL- 32- 072	8.5*40*150	CL- 32- 073	8.5*44*150																																																																	
Material	HRC	N.W.																																																																																										
S45C	56° ~ 58°	5.5 kgs																																																																																										
Order No.	W*H*L																																																																																											
CL- 32- 065	8.5*14*150																																																																																											
CL- 32- 066	8.5*16*150																																																																																											
CL- 32- 067	8.5*20*150																																																																																											
CL- 32- 068	8.5*24*150																																																																																											
CL- 32- 069	8.5*30*150																																																																																											
CL- 32- 070	8.5*32*150																																																																																											
CL- 32- 071	8.5*36*150																																																																																											
CL- 32- 072	8.5*40*150																																																																																											
CL- 32- 073	8.5*44*150																																																																																											
14	<p>STEEL PARALLERL SET CL-32-012</p> <p>1. Each set contains 4 pairs of hardened and ground parallels.</p> <p>2. All parallels are 6" Long.</p> <p>3. Accuracy: ± .0003" parallelism in height; ± .0002" to size in height.</p> <p>4. The set is packed in fitted case.</p> <table><tr><th>Order No.</th><th>Height</th><th>Thickness</th><th>Hole Dia.</th></tr><tr><td>CL- 32- 013</td><td>1"</td><td>3/16"</td><td>5/16"</td></tr><tr><td>CL- 32- 014</td><td>1-1/4"</td><td>3/16"</td><td>5/16"</td></tr><tr><td>CL- 32- 015</td><td>1-1/2"</td><td>1/2"</td><td>1/2"</td></tr><tr><td>CL- 32- 016</td><td>1-3/4"</td><td>1/2"</td><td>1/2"</td></tr></table> <p>CL- 32- 012 (whole set)</p>	Order No.	Height	Thickness	Hole Dia.	CL- 32- 013	1"	3/16"	5/16"	CL- 32- 014	1-1/4"	3/16"	5/16"	CL- 32- 015	1-1/2"	1/2"	1/2"	CL- 32- 016	1-3/4"	1/2"	1/2"																																																																							
Order No.	Height	Thickness	Hole Dia.																																																																																									
CL- 32- 013	1"	3/16"	5/16"																																																																																									
CL- 32- 014	1-1/4"	3/16"	5/16"																																																																																									
CL- 32- 015	1-1/2"	1/2"	1/2"																																																																																									
CL- 32- 016	1-3/4"	1/2"	1/2"																																																																																									

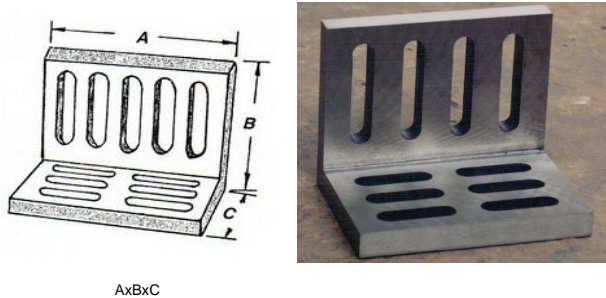
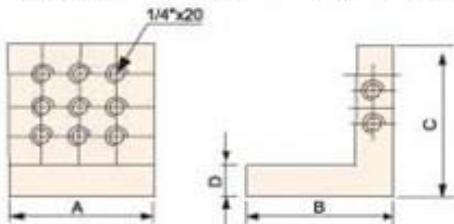

Taiwan - Milling Machine Accessories																							
(D) Parallel																							
Item No.	Product Description	Product Image																					
15 16	<p>Angle Block set JC-32-027A - 3" JC-32-027B - 4"</p> <div><table><tr><th colspan="3">Inch</th></tr><tr><th>ORDER NO.</th><th>W x H x L</th><th>N.W.</th></tr><tr><td>JC-32-027 A</td><td>1-3/16" x 1-3/16" x 3"</td><td>1.8 kg</td></tr><tr><td>JC-32-027 B</td><td>1-1/2" x 1-1/2" x 4"</td><td>3.6 kg</td></tr></table></div>	Inch			ORDER NO.	W x H x L	N.W.	JC-32-027 A	1-3/16" x 1-3/16" x 3"	1.8 kg	JC-32-027 B	1-1/2" x 1-1/2" x 4"	3.6 kg										
Inch																							
ORDER NO.	W x H x L	N.W.																					
JC-32-027 A	1-3/16" x 1-3/16" x 3"	1.8 kg																					
JC-32-027 B	1-1/2" x 1-1/2" x 4"	3.6 kg																					
17	<p>5C Collet Block Chucks JC-27-005C Packing: Plastic box</p> <div><ul style="list-style-type: none">• Use standard 5C Collets to hold round, square and hex parts. Made with square and hex bodies.• Collet blocks, designed around the standard 5C collet, make a simple effective short run jig for machining parallel, round, square or hex shapes as well as cross hole drilling at 60, 90, or 120 degrees.• Blocks come with standard closer as shown.• Also available is cam operated, quick acting closer (see picture).• Closer may be used interchangeably on either block.• Blocks are designed to be held either directly on a magnetic chuck or in a machine vise.• Specifications : Overall dimensions-1-3/4x1-3/4x3-1/2 long weight 1 lb.• Material Tool steel, hardened.• Accuracy : Precision ground parallel and square to ±.005" Capacity-1/16" thru 1-1/8"</div> <p>RANGE & DIMENSIONS (m/m)</p> <table><tr><th>ORDER NO.</th><th>ORDER NO.</th><th>N.W.</th></tr><tr><td>JC-27-001</td><td>Square, with standard closer</td><td>0.7 kg</td></tr><tr><td>JC-27-002</td><td>Hex, with standard closer</td><td>0.62kg</td></tr><tr><td>JC-27-003</td><td>Quick-acting lever collet closer. 木 盒</td><td>0.3 kg</td></tr><tr><td>JC-27-005 A</td><td>Set-1 square and hex plus cam lever. Wooden case 保麗龍</td><td>1.8 kg</td></tr><tr><td>JC-27-005 B</td><td>Set-1 square and hex plus cam lever. Polyform case 塑膠盒</td><td>1.5 kg</td></tr><tr><td>JC-27-005 C</td><td>Set-1 square and hex plus cam lever. Platin case</td><td>1.7 kg</td></tr></table>	ORDER NO.	ORDER NO.	N.W.	JC-27-001	Square, with standard closer	0.7 kg	JC-27-002	Hex, with standard closer	0.62kg	JC-27-003	Quick-acting lever collet closer. 木 盒	0.3 kg	JC-27-005 A	Set-1 square and hex plus cam lever. Wooden case 保麗龍	1.8 kg	JC-27-005 B	Set-1 square and hex plus cam lever. Polyform case 塑膠盒	1.5 kg	JC-27-005 C	Set-1 square and hex plus cam lever. Platin case	1.7 kg	
ORDER NO.	ORDER NO.	N.W.																					
JC-27-001	Square, with standard closer	0.7 kg																					
JC-27-002	Hex, with standard closer	0.62kg																					
JC-27-003	Quick-acting lever collet closer. 木 盒	0.3 kg																					
JC-27-005 A	Set-1 square and hex plus cam lever. Wooden case 保麗龍	1.8 kg																					
JC-27-005 B	Set-1 square and hex plus cam lever. Polyform case 塑膠盒	1.5 kg																					
JC-27-005 C	Set-1 square and hex plus cam lever. Platin case	1.7 kg																					

Taiwan - Milling Machine Accessories

(E) Right Angle Plate


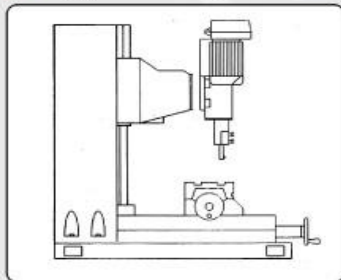
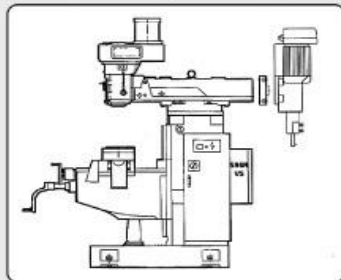
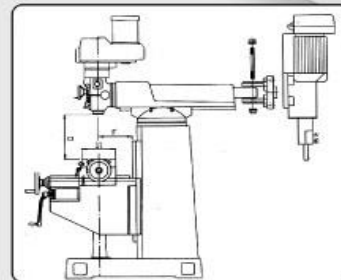

Item No.	Product Description	Product Image
1 2 3	Universal Right Angle Plate [Machined] 8" x 9" x 16" 10" x 12" x 16" 12" x 12" x 24"	 <p style="text-align: center;">AxBxC</p>
4 5 6 7 8 9 10 11 12 13 14 15	[Precision Ground] 3-3/4" x 4" x 5" 4" x 4" x 6" 4" x 5" x 6" 4-1/2" x 5" x 8" 5" x 8" x 12" 5-1/2" x 7" x 10" 5-1/2" x 8" x 10" 6" x 6" x 8" 8" x 10" x 12" 8" x 9" x 16" 10" x 12" x 16" 12" x 12" x 24"	
16 17 18 19 20 21 22 23	Plain Angle Plate [Precision Ground] 2" x 2" x 2" 3" x 3" x 3" 4" x 4" x 4" 5" x 5" x 5" 6" x 6" x 6" 8" x 8" x 8" 10" x 10" x 10" 12" x 12" x 12"	
24 25 26 27	Slotted Angle Plate [Webbed End Machined] 16" x 12" x 9" 20" x 16" x 12" 24" x 24" x 18" 36" x 24" x 24"	
28 29 30 31 32 33 34 35 36 37 38 39 40	[Webbed End Precision Ground] 3" x 2-1/2" x 2" 3-1/2" x 3" x 2-1/2" 4-1/2" x 3-1/2" x 3" 6" x 5" x 4-1/2" 7" x 5-1/2" x 4-1/2" 8" x 6" x 5" 9" x 7" x 6" 10" x 8" x 6" 12" x 9" x 8" 16" x 12" x 9" 20" x 16" x 12" 24" x 24" x 18" 36" x 24" x 24"	

Taiwan - Milling Machine Accessories
(E) Right Angle Plate





Item No.	Product Description	Product Image																																				
41 42 43 44 45 46 47	<p>Slotted Angle Plate [Open End, Precision Ground]</p> <p>4-1/2" x3-1/2" x 3" 6" x 5" x4-1/2" 7" x 5-1/2" x4-1/2" 8" x 6" x 5" 9" x 7" x 6" 10" x 8" x 6" 12" x 9" x 8"</p>	 <p>AxBxC</p>																																				
48 49 50 51 52	<p>Precision Angle Plate</p> <table><tr><th>ORDER NO.</th><th>A</th><th>B</th><th>C</th><th>D</th><th>N.W.</th></tr><tr><td>JC-34-013</td><td>73</td><td>73</td><td>100</td><td>25</td><td>2.5 kg</td></tr><tr><td>JC-34-014</td><td>100</td><td>100</td><td>100</td><td>25</td><td>3.4 kg</td></tr><tr><td>JC-34-015</td><td>100</td><td>100</td><td>150</td><td>25</td><td>4.5 kg</td></tr><tr><td>JC-34-016</td><td>200</td><td>120</td><td>200</td><td>40</td><td>13 kg</td></tr><tr><td>JC-34-017</td><td>300</td><td>150</td><td>300</td><td>50</td><td>34 kg</td></tr></table> <p>mm</p>  <p>Parallelism Within 0.003mm / 100mm Squareness Within 0.005mm / 100mm</p>	ORDER NO.	A	B	C	D	N.W.	JC-34-013	73	73	100	25	2.5 kg	JC-34-014	100	100	100	25	3.4 kg	JC-34-015	100	100	150	25	4.5 kg	JC-34-016	200	120	200	40	13 kg	JC-34-017	300	150	300	50	34 kg	
ORDER NO.	A	B	C	D	N.W.																																	
JC-34-013	73	73	100	25	2.5 kg																																	
JC-34-014	100	100	100	25	3.4 kg																																	
JC-34-015	100	100	150	25	4.5 kg																																	
JC-34-016	200	120	200	40	13 kg																																	
JC-34-017	300	150	300	50	34 kg																																	

Taiwan - Milling Machine Accessories

(F) Slotting Head

Item No.	Product Description	Product Image
1	Precision Slotting Head Attachment 125mm Stroke Model: TS-125 Ram Stroke (stroke/min.) 30,47,69,98,140 (50HZ) Ram Stroke (stroke/min.) 35,54,79,112,160 (50HZ) Motor Power 3/4hp-6P Weight (nett) 180kg	
2	Excluded optional slotting bars	
3	1. Slotting Bar with cutter 4mm	
4	2. Slotting Bar with cutter 5mm	
5	3. Slotting Bar with cutter 6mm	
6	4. Slotting Bar with cutter 7mm	
7	5. Slotting Bar with cutter 8mm	
8	6. Slotting Bar with cutter 10mm	
8	7. Flange A	
9	8. Flange B	
<div><div><p>Application (Recommend 1,2 mounting method):</p><div></div><div></div><div></div><div><p>1. Direct mounting</p><p>2. Mounting with flange A</p><p>3. Mounting with flange B</p></div></div><div><div></div><div><p>Features</p><ol style="list-style-type: none">1. Special design worm and worm gear with linkage transmission mechanism, well construction and highly power output.2. The ram-sliding surface are hardened and precision ground.3. Built in lubricating system for smoothly running and prolong the life of head.4. Available mounting on any type milling machine back side of the ram.</div></div></div>		

Darling Machine Tools Co., Ltd.

<div> <div>(H)</div> <div>Taiwan - Milling Machine Accessories</div> <div>Milling & Drilling Table</div> </div>		
Item No.	Product Description	Product Image
1	MILL & DRILL TABLE MODEL: T77 A small, low silhouette table for light duty work. Fastens readily to the drill press table by means of central base bolt. Adjustable gibs. 7" x 7" rotatable 360, locks by two set screws and internal lock shoes. 4 - 1/8" 4" in each axis. largest opening 4-1/2" 4 - 5/8" Diam with 1-1/8" long based bolt for mounting. For use on 15" industrial duty drill press, specify 77 with 1-5/8" long base bolt. 7 kgs. 14.5" x 12.25" x 5"	
2	MODEL: T512 A heavy, rugged slide used in all kinds of positioning, milling, drilling, microscope viewing and stgging, adjustable bases for heavy loads, small jig boring, precision cut-off. 5-1/2" x 12" 4 - 1/2" 8" longitudinal. 5" transverse. Max, opening 9-3/4" 8" x 9" oval, with U slots for up to 5" /8" bolts on 7-3/4" to 8-1/2" bolts circle. 16.6 kgs. 16.5" x 10.25" x 6"	
3	PRECISION COMPOUND TABLE MODEL: T146 Area of table 350 x 150mm (14 x 6 ") Travel of table 230 x 130mm (9 x 5 ") 0.00125 " (3/4" x 8 t.p.i. feed screw) Microdial graduation 0.003mm (19 x 3mm feed screw) No. of T slots 1/2 " x 3 Net weight 24 kgs -----Double the efficiency and accuracy of your drilling machine work. -----Microdial graduation in 0.00125 " (Inch) or 0.03mm (Metric). -----Microdials are set by friction, no locking screws required. -----All bearing surfaces as well as top surface are precision ground. -----Accurate and rugged.	
4	MODEL: T248 rea of table 600 x 200mm (24 x 8 ") Travel of table 400 x 200mm (16 x 8 ") 0.00125 " (3/4" x 8 t.p.i. feed screw) Microdial graduation 0.003mm (19 x 3mm feed screw) No. of T slots 1/2 " x 3 Net weight 75 kgs -----Double the efficiency and accuracy of your drilling machine work. -----Microdial graduation in 0.00125 " (Inch) or 0.03mm (Metric). -----Microdials are set by friction, no locking screws required. -----All bearing surfaces as well as top surface are precision ground. -----Accurate and rugged.	

SEMI-UNIVERSAL DIVIDING HEAD	
with standard accessories	
1	BS-0
2	BS-1
3	BS-0 w/ 5" 3-jaw chuck
4	BS-1 w/ 6" 3-jaw chuck



	UNIVERSAL DIVIDING HEAD with standard accessories
5	BS-2
6	BS-2 w/ 6" 3-jaw chuck



SUPER INDEXING SPACER	
7	CS-6 including 6" x 3 jaw chuck
8	CS-8 including 8" x 3 jaw chuck



SIMPLE INDEXING SPACER	
9	CC-6 including 6" x 3 jaw chuck
10	CC-8 including 8" x 3 jaw chuck



	STRONG ROTARY TABLE
11	HV-6 (200mm)
12	HV-10 (250mm)
13	HV-12 (300mm)



	HORIZONTAL/VERTICAL ROTARY TABLE
14	HV-6 (150mm)
15	HV-14 (350mm)
16	HV-16 (400mm)



17

UNIVERSAL TILTING DIVIDING TABLE
Model: BRU-300
Table Dia : 300mm
Center Height : 208mm
Table Height : 185mm
Center Hole : MT5
N.W: 95 kg

Optional Accessories:
Dividing Plate & Tailstock



18

19

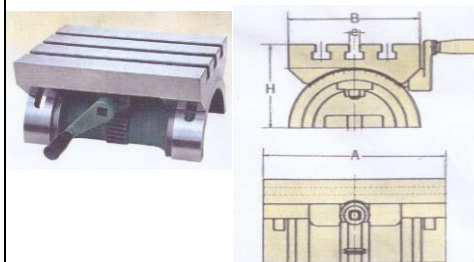
20

21










22

23


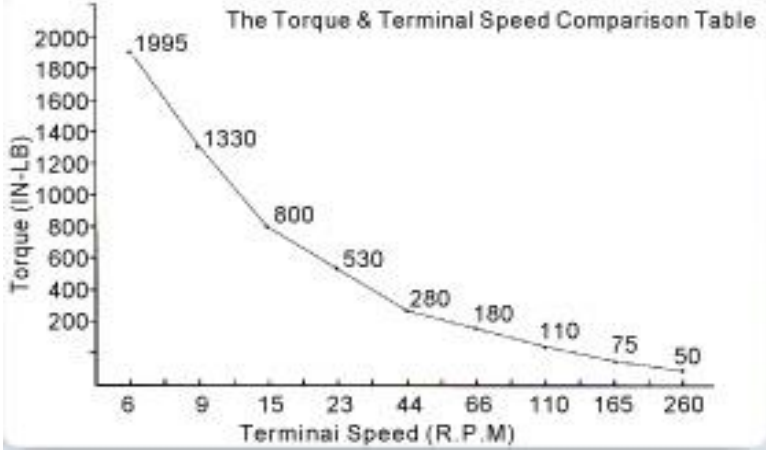
ANGLE TABLE						
MODEL	TABLE			T-SLOT e	APPROX WEIGHT	
	A	B	H			
BRA-180	180	130	91	10	7.5kg	
BRA-250	250	178	133	12	22.5kg	
BRA-300	300	240	164	12	37 kg	
BRA-380	380	260	185	16	69 kg	
BRA-600	600	300	205	16	100 kg	



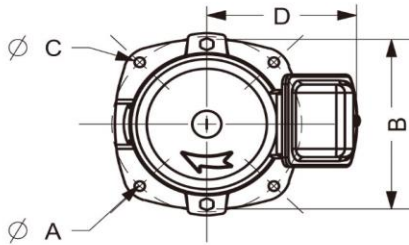
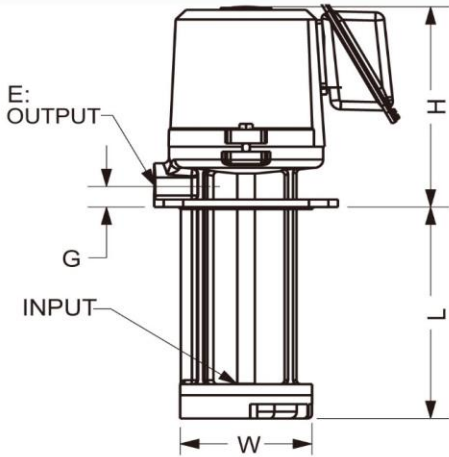



Taiwan - Milling Machine Accessories**(I) Rotary Table & Indexing Table**

Item No.	Product Description	Product Image																																																	
	<p>POWER TABLE FEED - A-CLASS Voltage: 110V 50/60Hz - Use Compond DC Motor - Patented electromagnetic clutch - Patented travel stop/limit assemblies - High qaulity gear - Special rapid traverse bottom design - Mounting hardware included - Made in Taiwan</p> <p>POWER FEED WITHOUT CE</p> <p>1 APF-500X 2 APF-500Y 3 APF-500Z</p> <p>4 APF750X 5 APF750Y 6 APF750Z</p> <p>7 APF950X 8 APF950Y 9 APF950Z</p>	<div><p>APF-500</p></div> <div><p>APF-750</p></div> <div><p>APF-950</p></div>																																																	
	<p>POWER FEED WITH CE</p> <p>10 APF-500X 11 APF-500Y 12 APF-500Z</p> <p>13 APF750X 14 APF750Y 15 APF750Z</p> <p>16 APF950X 17 APF950Y 18 APF950Z</p>																																																		
	<table><tr><th rowspan="2">MODEL</th><th rowspan="2">TYPE</th><th rowspan="2">VOLTAGE</th><th rowspan="2">AMPERE</th><th colspan="2">MAX. TORQUE</th><th rowspan="2">R.P.M</th><th colspan="3">WEIGHT (Kg)</th><th rowspan="2">LxWxH m/m</th></tr><tr><th>cm.Kg</th><th>in.lb</th><th>X</th><th>Y</th><th>Z</th></tr><tr><td>APF-500</td><td>X.Y.Z</td><td>110V50/60Hz</td><td>2.8amp</td><td>155</td><td>135</td><td>0-210</td><td>6</td><td>6.3</td><td>6.4</td><td>280x178x340</td></tr><tr><td>APF-750</td><td>X.Y.Z</td><td>110V50/60Hz</td><td>3.0amp</td><td>175</td><td>152</td><td>0-210</td><td>6</td><td>6.3</td><td>6.4</td><td>280x178x340</td></tr><tr><td>APF-950</td><td>X.Y.Z</td><td>110V50/60Hz</td><td>3.4amp</td><td>195</td><td>170</td><td>0-180</td><td>6</td><td>6.3</td><td>6.4</td><td>280x178x340</td></tr></table>	MODEL	TYPE	VOLTAGE	AMPERE	MAX. TORQUE		R.P.M	WEIGHT (Kg)			LxWxH m/m	cm.Kg	in.lb	X	Y	Z	APF-500	X.Y.Z	110V50/60Hz	2.8amp	155	135	0-210	6	6.3	6.4	280x178x340	APF-750	X.Y.Z	110V50/60Hz	3.0amp	175	152	0-210	6	6.3	6.4	280x178x340	APF-950	X.Y.Z	110V50/60Hz	3.4amp	195	170	0-180	6	6.3	6.4	280x178x340	
MODEL	TYPE					VOLTAGE	AMPERE		MAX. TORQUE		R.P.M		WEIGHT (Kg)			LxWxH m/m																																			
		cm.Kg	in.lb	X	Y			Z																																											
APF-500	X.Y.Z	110V50/60Hz	2.8amp	155	135	0-210	6	6.3	6.4	280x178x340																																									
APF-750	X.Y.Z	110V50/60Hz	3.0amp	175	152	0-210	6	6.3	6.4	280x178x340																																									
APF-950	X.Y.Z	110V50/60Hz	3.4amp	195	170	0-180	6	6.3	6.4	280x178x340																																									
	<p>Mounting Accessories for APF-500/750/950</p> <div><p>X-Axis</p></div> <div><p>Y-Axis</p></div> <div><p>Z-Axis</p></div>																																																		
19	<p>GEAR BOX TABLE FEED 3C-1001 FOR X AXIS Specifications: 1. Speed range 6,9,15,23,44,66,110,165,260rpm 2. 1/2HP 3. N.W/G.W : 16kg /18kg</p>																																																		
20	<p>3C-1002 FOR Y AXIS Specifications: 1. Speed range 6,9,15,23,44,66,110,165,260rpm 2. 1/2HP 3. N.W/G.W : 16kg /18kg</p>																																																		
21	<p>3C-1003 FOR Z AXIS Specifications: 1. Speed range 6,9,15,23,44,66,110,165,260rpm 2. 1/2HP 3. N.W/G.W : 16kg /18kg</p>																																																		

Taiwan - Milling Machine Accessories
(I) Rotary Table & Indexing Table



Item No.	Product Description	Product Image
22	<p>3C-1005 FOR X AXIS FOR LONG SADDLE</p> <p>Specifications:</p> <p>1. Speed range 6,9,15,23,44,66,110,165,260rpm</p> <p>2. 1/2HP</p> <p>3. N.W/G.W : 16kg /18kg</p> <p>Features:</p> <p>1. To smash the instruction of tradtional power table feed and to take mechanical gear revolution to offer stronger torsion, stable feeding speed and to stand much more feeding.</p> <p>2. To offer better load of power table feed than traditional one by taking 1/2HP motor revolution.</p> <p>3. An electric box is supplied to keep motor a long life and to protect motor which will not be damaged by over loading.</p> <p>4. User can assemble the gear type power feed easily and will not affect machine precision and not necessary to do any processing on machine.</p> <p>5. A safety installation for over loading in gear box can protect the gear and keep it a longer life.</p> <p>6. There are 8 feeding speed : 30, 45, 75, 113, 218, 330, 548, 825mm/min. and 1290mm/min. For choice to suit for any kind of processing.</p> <p>7. The small size gear box will not cause any inconvenience in working and can take the hand feeding to lead screw directly and not through gear revolution in gear box.</p>	 

Taiwan - Milling Machine Accessories
(K) Coolnt Pump

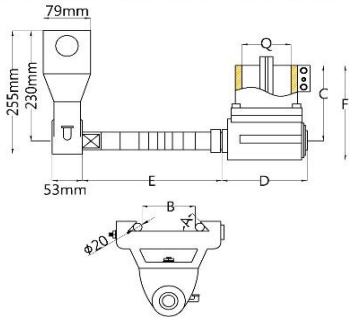
Item No.	Product Description	Product Image																																																																										
	<div><div>■ Application</div><div>Boring, cooling, grinding, milling, turning, transferring</div><div>■ Liquid</div><div>Water</div><div>Cooling emulsions</div><div>Cooling / cutting oils</div><div>Low / medium viscosity lubrication oils</div></div> <div><div>■ Construction</div><div>Cover</div><div>Pump body</div><div>Impeller</div><div>Shaft</div><div>■ Option</div><div>Impeller</div><div>Shaft</div><div>cast iron</div><div>cast iron</div><div>engineering plastic</div><div>steel</div><div>Aluminum</div><div>stainless steel</div></div> <div></div> <div></div> <div><table><tr><th>Power</th><th>A</th><th>B</th><th>C</th><th>D</th><th>E</th><th>G</th><th>H</th><th>W</th><th>L</th><th>Weight</th></tr><tr><th>HP</th><th>mm</th><th>mm</th><th>mm</th><th>mm</th><th>PT</th><th>mm</th><th>mm</th><th>mm</th><th>mm</th><th>kg</th></tr><tr><td rowspan="5">1/8</td><td rowspan="5">128</td><td rowspan="5">128</td><td rowspan="5">7</td><td rowspan="5">105</td><td>3/8" / 1/2"</td><td rowspan="5">18</td><td rowspan="5">150</td><td rowspan="5">90</td><td>100</td><td>5.3</td></tr><tr><td>3/8" / 1/2"</td><td>130</td><td>5.4</td></tr><tr><td>3/8" / 1/2"</td><td>150</td><td>5.6</td></tr><tr><td>3/8" / 1/2"</td><td>180</td><td>5.7</td></tr><tr><td>1/2"</td><td>210</td><td>6.2</td></tr><tr><td rowspan="7">1/4</td><td rowspan="7">158</td><td rowspan="7">165</td><td rowspan="7">8</td><td rowspan="7">110</td><td>1/2" / 3/4"</td><td rowspan="7">24</td><td rowspan="7">180</td><td rowspan="7">120</td><td>120</td><td>10.1</td></tr><tr><td>1/2" / 3/4"</td><td>160</td><td>10.8</td></tr><tr><td>1/2" / 3/4"</td><td>180</td><td>10.5</td></tr><tr><td>1/2" / 3/4"</td><td>200</td><td>10.9</td></tr><tr><td>1/2" / 3/4"</td><td>240</td><td>12.2</td></tr><tr><td>1/2" / 3/4"</td><td>270</td><td>12.5</td></tr><tr><td>1/2" / 3/4"</td><td>320</td><td>13.1</td></tr></table></div> <div></div>	Power	A	B	C	D	E	G	H	W	L	Weight	HP	mm	mm	mm	mm	PT	mm	mm	mm	mm	kg	1/8	128	128	7	105	3/8" / 1/2"	18	150	90	100	5.3	3/8" / 1/2"	130	5.4	3/8" / 1/2"	150	5.6	3/8" / 1/2"	180	5.7	1/2"	210	6.2	1/4	158	165	8	110	1/2" / 3/4"	24	180	120	120	10.1	1/2" / 3/4"	160	10.8	1/2" / 3/4"	180	10.5	1/2" / 3/4"	200	10.9	1/2" / 3/4"	240	12.2	1/2" / 3/4"	270	12.5	1/2" / 3/4"	320	13.1	
Power	A	B	C	D	E	G	H	W	L	Weight																																																																		
HP	mm	mm	mm	mm	PT	mm	mm	mm	mm	kg																																																																		
1/8	128	128	7	105	3/8" / 1/2"	18	150	90	100	5.3																																																																		
					3/8" / 1/2"				130	5.4																																																																		
					3/8" / 1/2"				150	5.6																																																																		
					3/8" / 1/2"				180	5.7																																																																		
					1/2"				210	6.2																																																																		
1/4	158	165	8	110	1/2" / 3/4"	24	180	120	120	10.1																																																																		
					1/2" / 3/4"				160	10.8																																																																		
					1/2" / 3/4"				180	10.5																																																																		
					1/2" / 3/4"				200	10.9																																																																		
					1/2" / 3/4"				240	12.2																																																																		
					1/2" / 3/4"				270	12.5																																																																		
					1/2" / 3/4"				320	13.1																																																																		
	<div><div>Coolant Pump & Tank</div><div>Plastic Tank</div><div>Model: E-9L</div></div> <div></div> <div></div> <div><div>• It can be applied to drilling machine drilling & milling machine, small size lathe, or any other machines that need cooling and washing.</div><table><tr><td>MOTOR</td><td>1/8 HP, 1 PH</td></tr><tr><td>VOLUM</td><td>9L</td></tr><tr><td>LIET / METER</td><td>2.5M</td></tr><tr><td>DIMENSION</td><td>390MM x 260MM x 320MM</td></tr><tr><td>WEIGHT</td><td>Gross Wt. 8.2kgs, Net Wt. 7.5kgs</td></tr></table></div>	MOTOR	1/8 HP, 1 PH	VOLUM	9L	LIET / METER	2.5M	DIMENSION	390MM x 260MM x 320MM	WEIGHT	Gross Wt. 8.2kgs, Net Wt. 7.5kgs																																																																	
MOTOR	1/8 HP, 1 PH																																																																											
VOLUM	9L																																																																											
LIET / METER	2.5M																																																																											
DIMENSION	390MM x 260MM x 320MM																																																																											
WEIGHT	Gross Wt. 8.2kgs, Net Wt. 7.5kgs																																																																											



Taiwan - Milling Machine Accessories
(L) Milling Head Attachment

Item No.	Product Description	Product Image
1 2 3	Right Angle Head G102, R-8 G102, NT30 G102, NT40	
4 5 6	Horizontal Milling Attachment G103 (NT30) G103 (R8) G103 (NT40)	

HORIZONTAL MILLING ATTACHMENT



code type	C	D	E	F
R-8	170mm	155mm	233mm	215mm

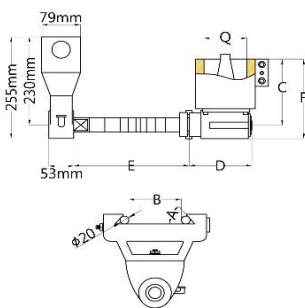
Right Angle Head

spec. type	Suitable Milling Head Quill Diameter
R-8	Q : 85mm - 86mm

Horizontal Milling Arbor Support

Suitable M/C Ran dovetail width	
A : 50°	B : 140mm - 170mm
A : 55°	B : 140mm - 170mm
A : 60°	B : 140mm - 170mm

HORIZONTAL MILLING ATTACHMENT



code type	C	D	E	F
NT40	181mm	181mm	270mm	226mm

Right Angle Head

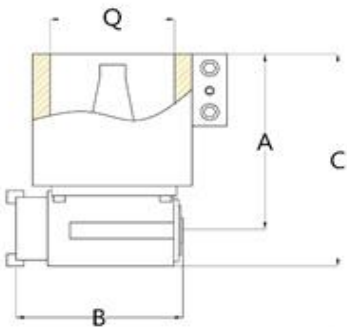
spec. type	Suitable Milling Head Quill Diameter
NT40	Q : 100mm - 105mm

Horizontal Milling Arbor Support

Suitable M/C Ran dovetail width	
A : 50°	B : 140mm - 170mm
A : 55°	B : 140mm - 170mm
A : 60°	B : 140mm - 170mm

Special dovetail degree, also can supply ... please notify. Special dovetail degree, also can supply ... please notify.






HORIZONTAL MILLING ATTACHMENT








Right Angle Head

spec. type	Suitable Milling Head Quill Diameter
NT40	Q : 100mm - 116mm

code type	A	B	C
NT40	181mm	181mm	226mm

Taiwan - Milling Machine Accessories (M) Work Lamp		
Item No.	Product Description	Product Image
1	JH-35FT QUARTZ HALOGEN LAMP including: 1. 230v, 50hz, 1ph power supply 2. Plug & lead approved 3. 20W, 500mm Long	 A black, flexible gooseneck lamp with a black base and a black lamp head. A technical drawing of the lamp is shown in the bottom left corner of the image.
2	JH-20FT QUARTZ HALOGEN LAMP including: 1. 230v, 50hz, 1ph power supply 2. Plug & lead approved for Australia 3. 20W, 500mm Long 4. Available with Magnetic base	 A black, flexible gooseneck lamp with a black base and a black lamp head. A technical drawing of the lamp is shown in the bottom right corner of the image.
3	JW-55NTL QUARTZ HALOGEN LAMP including: 1. 230V, 55W 2. Coil transformer built in base 3. Long Arm	 A long arm lamp with a black base, a long black arm, and a black lamp head. A technical drawing of the lamp is shown in the bottom right corner of the image.
4	JW-55RL QUARTZ HALOGEN LAMP including: 1. 24V, 70W 2. Long Arm, double tubes	 A long arm lamp with a black base, a long black arm, and a black lamp head. A technical drawing of the lamp is shown in the bottom right corner of the image.
5	JW-55RS QUARTZ HALOGEN LAMP including: 1. 24V, 70W 2. Short Arm, single tube	 A short arm lamp with a black base, a short black arm, and a black lamp head. A technical drawing of the lamp is shown in the bottom right corner of the image.

Taiwan - Milling Machine Accessories (M) Work Lamp		
Item No.	Product Description	Product Image
6 7	WATER-PROOF HALOGEN LIGHTING LAMP G-L75, W/O CE G-L75, W/CE Specifications: Arm Length 400 x 400mm 24V, 70W, IP65	
8 9	G-L80, W/O CE G-L80, W/CE Specifications: Arm Length 400 x 400mm 24V, 70W	
10	G-L90 Specifications: Arm Length 400 x 400mm 220V/12V, 55W Series 75,80,90 halogen lightings which are installed water-proof lighting head and speially adopted the reinforced glass,so far,which can be endurerd large temp variation,very bright,glare-free,Furthermore there Are ideal for use in applications where the lighting cannot be attached close to the area to be illuminated since they are already designed for use on machine tool.They are already included as original equipment by many machinr tool manufactures. Remarks: Series 90 halogen lightings is directly adopted emerced transformer, so that,They are connected the general power for illuminating.	
11	HT-L81 Specifications: Arm Length 400 x 400mm 24V, 70W Series 81 halogen lightings which are installed water-proof lighting head and speially adopted the reinforced glass, so far which can be endured the large temp variation,very bright,glare-free,Furthermore there are equipped foldable arm and couple with various attchment,so that they Are ideal for use in applications where the lighting cannot be attached close to the area to be illuminated since they are already designed for use on machine tool.They are already included as original equipment by many machine tool manufactures.	
12	HTT-L71 Specifications: (Arm Length 400 x 400mm) 220V/12V, 50W, IP65 Series HTT-L71,M71,S71,L82,M82 halogen lightings which are installed water-proof lighting head and peially adopted the reinforced glass, so far which can be endured the large temp variation,very bright,glare-free,Furthermore there are equipped foldable arm and couple with various attchment,so that they Are ideal for use in applications where the lighting cannot be attached close to the area to be illuminated since they are already designed for use on machine tool.They are already included as original equipment by many machine tool manufactures.	

Taiwan - Milling Machine Accessories
(M) Work Lamp

Item No.	Product Description	Product Image
13	HTT-S71 Specifications: 220V/12V, 50W, IP65	

WATER-PROOF LED LIGHTING LAMP

Series 70,81,95,96 LED lightings which are installed water-proof lighting head and speially adopted the tempered glass, so far, which can be endured the large temp variation, very bright, glare-free. Furthermore,there are equipped foldable arm and coupled with various attachment, so that, they are ideal for use in applications where the lighting cannot be attached close to the area to be illuminated since they are already designed for use on machine tool.

LED-70 Series

The performance & features is as well as LED-L96, but short of flexible arm and just with 220X220 mm length. ■ LED-M70

LED

DEG:25° DEG:40°

Distance (m)	25° Beam Lux	40° Beam Lux
0.5	20000	7500
1.0	11000	2800
1.5	5500	1380

Specifications

Type	Arm Length	Voltage	(W)	Enclosure IP
LED-L96	400 X 400 mm	110V OR 220V	9W	IP-65
LED-M96	220 X 220 mm	110V OR 220V	9W	IP-65
LED-S96	-	110V OR 220V	9W	IP-65
LED-L70	400 X 400 mm	DC 24V	9W	IP-65
LED-M70	220 X 220 mm	DC 24V	9W	IP-65
LED-S70	-	DC 24V	9W	IP-65

*DC 24V(No polarity)

LED-L70/L96

LED-M70/M96

LED-S70/S96

Taiwan - Milling Machine Accessories
(M) Work Lamp

Item No.

Product Description

Product Image


20

21

22

23

LED-WLM20



IP65 IP54

AC110V~220V or DC12V
PHILIPS-4.2W(MR16)
(Optional 6W)

DC 24V (G-L15)
LED-5W

Specifications

Type	Arm Length	Voltage
LED-WL20	415X400	110V-220V or DC12V or DC24V
LED-WLM20	415X280	110V-220V or DC12V or DC24V
LED-WM20	225X280	110V-220V or DC12V or DC24V
LED-WS20	-	110V-220V or DC12V or DC24V

*DC 24V - 12V (No polarity)

LED-WL20(415X400)

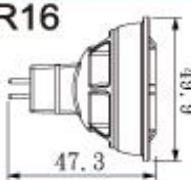
LED-WLM20(415X280)

LED-WM20(225X280)

LED-WS20

LED Specifications

MR16



49.9
47.3

● PHILIPS

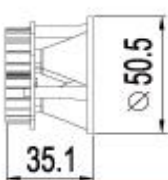
● DC 12V

● 4.2W

● 1150Lux/1m

● 24D

G-L15



50.5
35.1


● DC 24V

● 5W

● 500Lux/1.8m

● 30°

LED-MR16



D=49.9, C=47.4

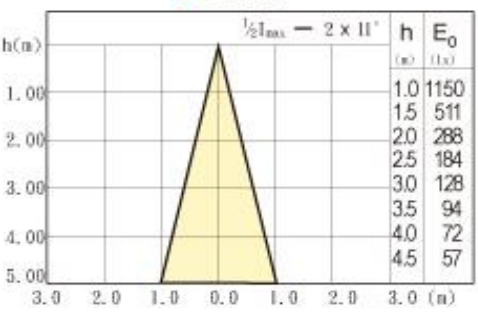
● PHILIPS Essential 4.2-35W MR16

● D=49.9, C=47.4

● 24D

● 6500k

● 15000hr

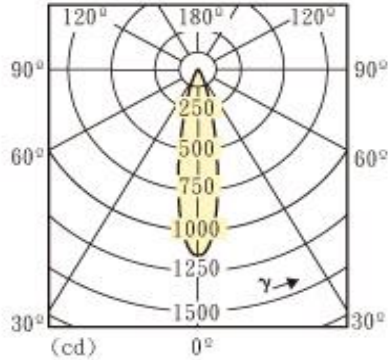


h(m) 1.00 1.5 2.0 2.5 3.0 3.5 4.0 4.5 5.0

3.0 2.0 1.0 0.0 1.0 2.0 3.0 (m)

1/2 I max - 2 x II°

h (m)	E ₀ (lx)
1.0	1150
1.5	511
2.0	288
2.5	184
3.0	128
3.5	94
4.0	72
4.5	57



120° 180° 120° 90° 60° 30° 0°

(cd) 250 500 750 1000 1250 1500

(M) Work lamp

Page 28 of 32

Darling Machine Tools Co.,Ltd.

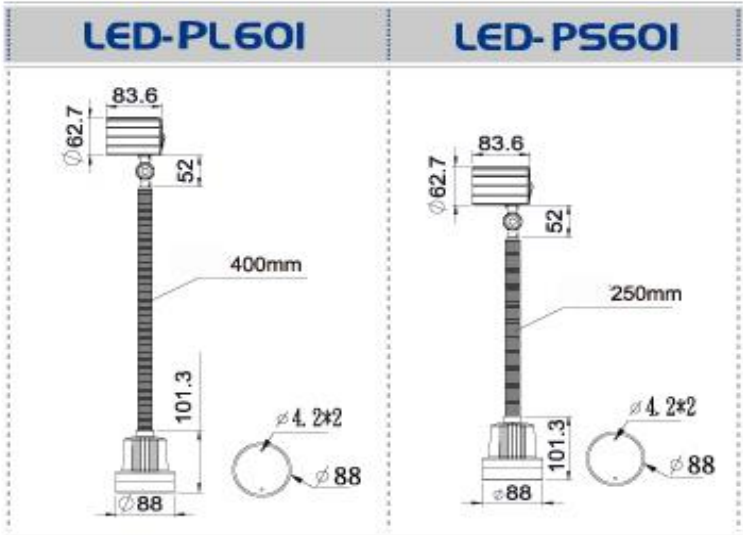
Taiwan - Milling Machine Accessories
(M) Work Lamp

Item No.	Product Description	Product Image
----------	---------------------	---------------

CONCENTRATED LED LIGHTING LAMP -FLEXIBLE

LED-601, LED-60, LED-P601 series concentrated LED lighting which coupled with goose neck dust-proof tube & flexible tube are ideal for workplace lighting if bright concentrated light is required in performance to not large area illumination. Especially, coupled with magnetic post i.e special attachment, Furthermore, the performance is more superior,even at the operation operation site is not so well which can be developed it's functions also.

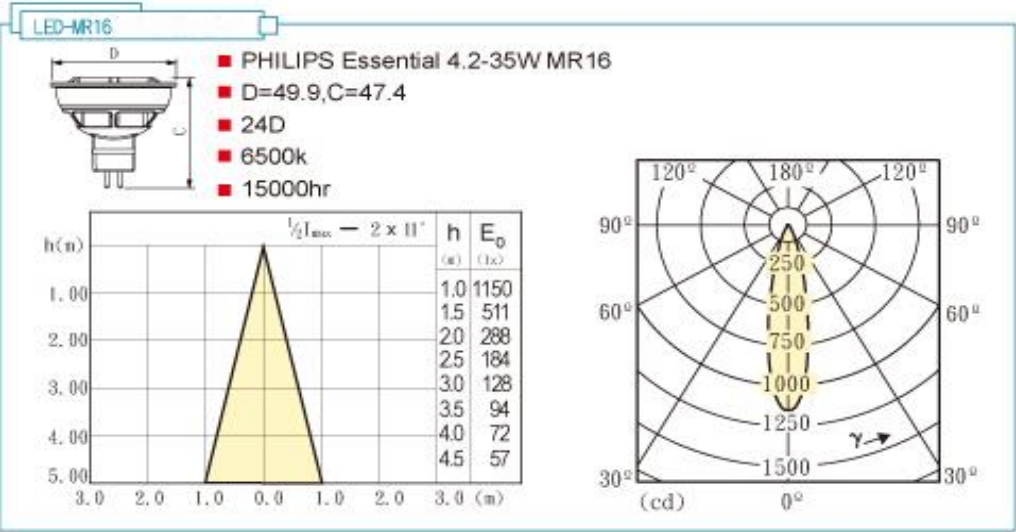
Because which exceptionally good light at small machining center, saw-cutting machine, drill press, engraving machine, work benches and sewing machine etc., or more which is unlisted. The series lighting are equipped with concealed transformer and also can be installed the LED bulb, the hottest lamp recently.



Specifications

Type	Arm Length	Supply Voltage	(W)	Order No.
LED-PL601	400mm	DC 12V OR 110V-220V	4.2W	
LED-PS601	250mm	DC 12V OR 110V-220V	4.2W	

*DC 12V (No polarity)



Taiwan - Milling Machine Accessories
(M) Work Lamp


Item No.	Product Description	Product Image
----------	---------------------	---------------

CONCENTRATED LED LIGHTING LAMP -FLEXIBLE

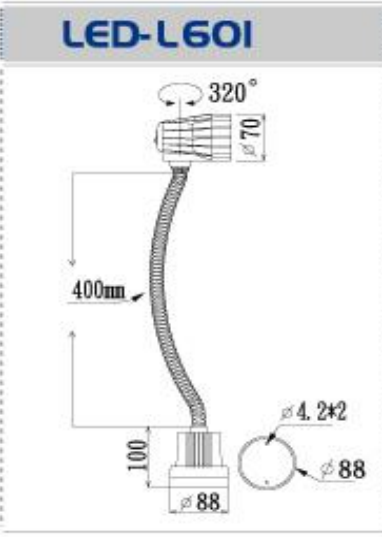
LED-601, LED-60, LED-P601 series concentrated LED lighting which coupled with goose neck dust-proof tube & flexible tube are ideal for workplace lighting if bright concentrated light is required in performance to not large area illumination. Especially, coupled with magnetic post i.e special attachment, Furthermore, the performance is more superior,even at the operation operation site is not so well which can be developed it's functions also.

Because which exceptionally good light at small machining center, saw-cutting machine, drill press, engraving machine, work benches and sewing machine etc., or more which is unlisted. The series lighting are equipped with concealed transformer and also can be installed the LED bulb, the hottest lamp recently.

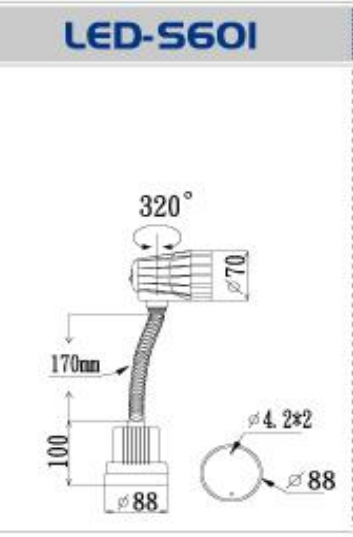
• LED-P601



LED-L601




LED-S601



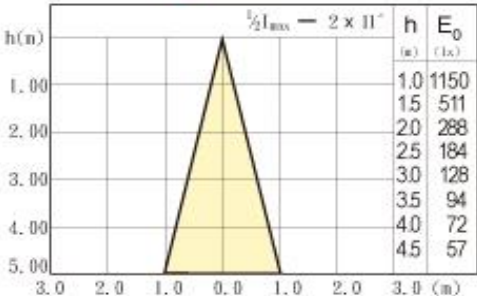
Type	Arm Length	Supply Voltage	(W)	Order No.
LED-L601	400mm	DC 12V OR 110V-220V	4.2W	
LED-S601	250mm	DC 12V OR 110V-220V	4.2W	

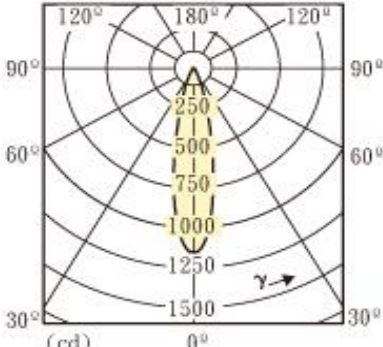
*DC 12V(No polarity)




LED-MR16










- PHILIPS Essential 4.2-35W MR16
- D=49.9,C=47.4
- 24D
- 6500k
- 15000hr





Taiwan - Milling Machine Accessories (M) Work Lamp		
Item No.	Product Description	Product Image
28	<p>WATER-PROOF HALOGEN LIGHTING LAMP</p> <p>HPW-L20 110V/12V, 20W</p> <p>HPW-L20,LM20,M20,S20 Series halogen lamps. With the best possible protection against water,lubricants and coolants.Halogen water-proof with the enclosure types IP 54 and IP 65 are as resistant to water,coolant and lubricant as they are to dust and dirt. With thier compact design,the halogen lamps of the series HPW-L20,LM20,M20,S20 supply bright, concentrated light exactly it is needed.</p>	
29	<p>CONCENTRATED HALOGEN LIGHTING LAMP</p> <p>HP-L20 110V/12V, 20W (Arm Length 415 x 400mm)</p> <p>HP-L20,LM20,M20,S20 series halogen concentrated which coupled with flodable arm are ideal for workplace lighting if bright concentrated light is required in ic performance not too large area illumination,Since,which exceptionally good light at small machining center,CNC engraving machine,sewing machine&work benches etc.,or more which is unlisted.</p>	
30	<p>CONCENTRATED HALOGEN LIGHTING LAMP</p> <p>HP-601 220V/12V, 20W (Arm Length 400 ~ 600mm)</p> <p>HP- 601,602 searies concentrated halogen lighting which coupled with goose neck dust-proof tube&flexi tube are ideal for workplace lighting if bright concentrated light is required in performance to not large area illumination. Especially, coupled with magnetic post i.especial attachment,Furthermore,the performance is more superior,even at the operation site is not so well which can be developed it's fuctions also. because which exceptionally good light at small machine center,saw-cutting machine,drill press, engraving machine,work benches andm sewing machine etc.,or more which is unlisted.The series lighting are equipped with emersed transformer and also can be installed the astigmatiac bulb,but susally adopted the 12v/20w bulb.</p>	

Taiwan - Milling Machine Accessories (N) Coolant Nose		
Item No.	Product Description	Product Image
1	Adjustable Coolant Hoses & Valves 1/4" 62720 36cm Length Hose Kit 1/4" Male PT or NPT Valve 1 piece 20 pcs of 1/4" Segment 1 piece 1/16", 1/8" or 1/4" Round Nozzle 1 piece	Adjustable Coolant Hoses & Valves 
2	Adjustable Coolant Hoses & Valves 1/4" 62721 36cm Length Hose Kit 1/4" Female PT or NPT Valve 1 piece 20 pcs of 1/4" Segment 1 piece 1/16", 1/8" or 1/4" Round Nozzle 1 piece	Adjustable Coolant Hoses & Valves 
3	Adjustable Coolant Hoses & Valves 3/8" 63720 36cm Length Hose Kit 3/8" Male PT or NPT Valve 1 piece 16 pcs of 3/8" Segment 1 piece 1/4", 3/8" or 1/2" Round Nozzle 1 piece	Adjustable Coolant Hoses & Valves 
4	Adjustable Coolant Hoses & Valves 3/8" 63721 36cm Length Hose Kit 3/8" Female PT or NPT Valve 1 piece 16 pcs of 3/8" Segment 1 piece 1/4", 3/8" or 1/2" Round Nozzle 1 piece	Adjustable Coolant Hoses & Valves 
5	Magnetic Base System 88003 Magnetic Set Magnetic Base 1 set 10 pcs of 1/4" Segment 1 piece 1" Flare Nozzle 1 piece 1/4" PT Connector 1 piece	
6	88005 Magnetic Set Magnetic Base 1 set 10 pcs of 1/4" Segment 1 piece 1" Flare Nozzle 1 piece 1/4" Male PT Valves 1 piece	
7	88103 Magnetic Set Magnetic Base 1 set 20 pcs of 1/4" Segment 1 piece 1" Flare Nozzle 1 piece 1/4" PT Connector 1 piece	
8	88105 Magnetic Set Magnetic Base 1 set 20 pcs of 1/4" Segment 1 piece 1" Flare Nozzle 1 piece 1/4" Male PT Valves 1 piece	